

g

3/23/2015

**Worklist: 637**

<u>LAB CASE</u>	<u>ITEM</u>	<u>TASK ID</u>	<u>DESCRIPTION</u>	
C2014-2411	1	30614	3.10.1 Blood confirmation Carb	
M2015-0292	2	30615	3.10.1 Blood confirmation Carb	
M2015-0312	2	30616	3.10.1 Blood confirmation Carb	
P2014-2635	1	30617	3.10.1 Blood confirmation Carb	
P2014-2900	1	30613	3.10.1 Blood confirmation Carb	
P2014-2944	1	30618	3.10.1 Blood confirmation Carb	
P2015-0161	1	30619	3.10.1 Blood confirmation Carb	
P2015-0165	1	30620	3.10.1 Blood confirmation Carb	
P2015-0221	1	30621	3.10.1 Blood confirmation Carb	
P2015-0263	1	30622	3.10.1 Blood confirmation Carb	
P2015-0327	1	30623	3.10.1 Blood confirmation Carb	
P2015-0356	1	30624	3.10.1 Blood confirmation Carb	
P2015-0418	1	30625	3.10.1 Blood confirmation Carb	

Reviewed 03/23/15 by DND.

POC\_AM 3.10.17.031901005

3/19/15 9

Simulate Run Sequence Thu Mar 19 18:37:57 2015

Instrument Name: Bones  
Sequence File: C:\msdchem\1\sequence\CS-CANN031915.s  
Comment: Confirmations  
Operator: Pocatello Laboratory  
Data Path: C:\MSDCHEM\1\DATA\CDS\2015\031915CANN\  
Method Path: C:\MSDCHEM\1\METHODS\

Line	Type	Vial	DataFile	Method	Sample Name
1)	Sample	✓ 100	Blank		
	Datafile		Blank1		
	Method		CANN-11-10-2010		
2)	Sample	✓ 19	High Control 60ng/mL		
	Datafile		High Control-1-fs		
	Method		CANNFS-11-10-2010		
3)	Sample	✓ 19	High Control 60ng/mL		
	Datafile		High Control-1ck		
	Method		CANN-11-10-2010		
4)	Sample	✓ 99	Blank		
	Datafile		Blank2		
	Method		CANN-11-10-2010		
5)	Sample	✓ 1	Negative Control: UTAK Lot B0130		
	Datafile		Negative Control		
	Method		CANN-11-10-2010		
6)	Sample	✓ 2	Calibrator Level 1: 2.5 ng/mL		
	Datafile		Calibrator Level 1		
	Method		CANN-11-10-2010		
7)	Sample	✓ 3	Calibrator Level 2: 5 ng/mL		
	Datafile		Calibrator Level 2		
	Method		CANN-11-10-2010		
8)	Sample	✓ 4	Calibrator Level 3: 10 ng/mL		
	Datafile		Calibrator Level 3		
	Method		CANN-11-10-2010		
9)	Sample	✓ 5	Calibrator Level 4: 25 ng/mL		
	Datafile		Calibrator Level 4		
	Method		CANN-11-10-2010		
10)	Sample	✓ 6	Calibrator Level 5: 50 ng/mL		
	Datafile		Calibrator Level 5		
	Method		CANN-11-10-2010		
11)	Sample	✓ 7	Calibrator Level 6: 100 ng/mL		
	Datafile		Calibrator Level 6		
	Method		CANN-11-10-2010		
12)	Sample	✓ 98	Blank		
	Datafile		Blank3		
	Method		CANN-11-10-2010		
13)	Sample	✓ 97	Lab No.: C2014-2411-1		
	Datafile		C2014-2411-1-1 Blank		
	Method		CANN-11-10-2010		
14)	Sample	✓ 8	Lab No.: C2014-2411-1		
	Datafile		C2014-2411-1		
	Method		CANN-11-10-2010		
15)	Sample	✓ 96	Lab No.: M2015-0292-2		
	Datafile		M2015-0292-2 Blank		
	Method		CANN-11-10-2010		
16)	Sample	✓ 9	Lab No.: M2015-0292-2		

	Datafile		M2015-0292-2
	Method		CANN-11-10-2010
17)	Sample	✓ 95	Lab No.: M2015-0312-2
	Datafile		M2015-0312-2 Blank
	Method		CANN-11-10-2010
18)	Sample	✓ 10	Lab No.: M2015-0312-2
	Datafile		M2015-0312-2
	Method		CANN-11-10-2010
19)	Sample	✓ 11	Low Control: 6 ng/mL
	Datafile		Low Control-1
	Method		CANN-11-10-2010
20)	Sample	✓ 94	Blank
	Datafile		Blank4
	Method		CANN-11-10-2010
21)	Sample	✓ 93	Lab No.: P2014-2635-1
	Datafile		P2014-2635-1 Blank
	Method		CANN-11-10-2010
22)	Sample	✓ 12	Lab No.: P2014-2635-1
	Datafile		P2014-2635-1
	Method		CANN-11-10-2010
23)	Sample	✓ 92	Lab No.: P2014-2900-1
	Datafile		P2014-2900-1 Blank
	Method		CANN-11-10-2010
24)	Sample	✓ 13	Lab No.: P2014-2900-1
	Datafile		P2014-2900-1
	Method		CANN-11-10-2010
25)	Sample	✓ 91	Lab No.: P2014-2944-1
	Datafile		P2014-2944-1 Blank
	Method		CANN-11-10-2010
26)	Sample	✓ 14	Lab No.: P2014-2944-1
	Datafile		P2014-2944-1
	Method		CANN-11-10-2010
27)	Sample	✓ 90	Lab No.: P2015-0161-1
	Datafile		P2015-0161-1 Blank
	Method		CANN-11-10-2010
28)	Sample	✓ 15	Lab No.: P2015-0161-1
	Datafile		P2015-0161-1
	Method		CANN-11-10-2010
29)	Sample	✓ 16	Low Control: 6 ng/mL
	Datafile		Low Control-2
	Method		CANN-11-10-2010
30)	Sample	✓ 89	Lab No.: P2015-0165-1
	Datafile		P2015-0165-1 Blank
	Method		CANN-11-10-2010
31)	Sample	✓ 17	Lab No.: P2015-0165-1
	Datafile		P2015-0165-1
	Method		CANN-11-10-2010
32)	Sample	✓ 88	Lab No.: P2015-0221-1
	Datafile		P2015-0221-1 Blank
	Method		CANN-11-10-2010
33)	Sample	✓ 18	Lab No.: P2015-0221-1
	Datafile		P2015-0221-1
	Method		CANN-11-10-2010
34)	Sample	✓ 19	High Control: 60 ng/mL
	Datafile		High Control-1
	Method		CANN-11-10-2010
35)	Sample	✓ 87	Lab No.: P2015-0263-1

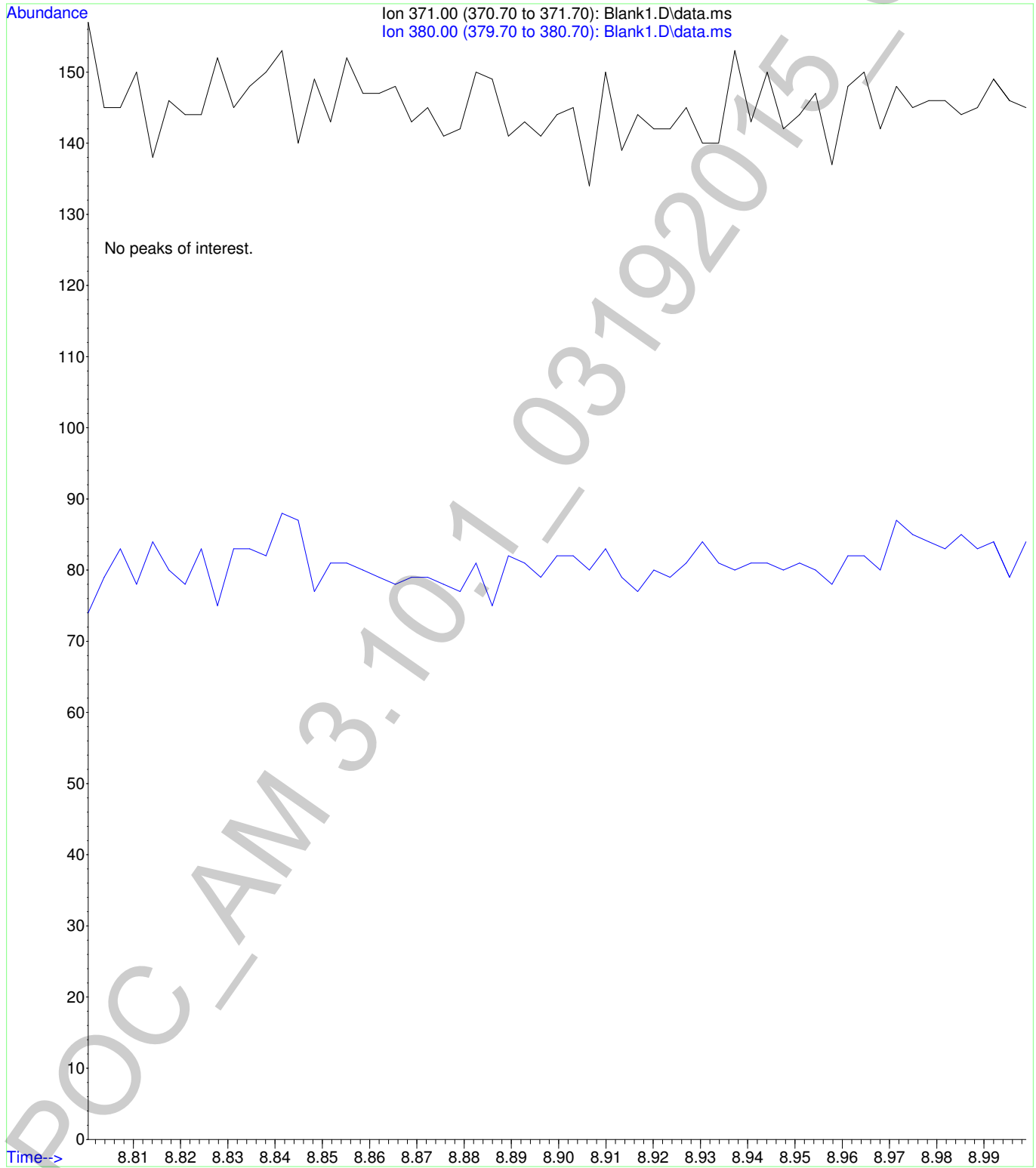
3/19/15 CS

Datafile P2015-0263-1 Blank  
Method CANN-11-10-2010  
36) Sample ✓ 20 Lab No.: P2015-0263-1  
Datafile P2015-0263-1  
Method CANN-11-10-2010  
37) Sample ✓ 86 Lab No.: P2015-0327-1  
Datafile P2015-0327-1 Blank  
Method CANN-11-10-2010  
38) Sample ✓ 21 Lab No.: P2015-0327-1  
Datafile P2015-0327-1  
Method CANN-11-10-2010  
39) Sample ✓ 85 Lab No.: P2015-0356-1  
Datafile P2015-0356-1 Blank  
Method CANN-11-10-2010  
40) Sample ✓ 22 Lab No.: P2015-0356-1  
Datafile P2015-0356-1  
Method CANN-11-10-2010  
41) Sample ✓ 23 High Control: 60 ng/mL  
Datafile High Control-2  
Method CANN-11-10-2010  
42) Sample ✓ 84 Lab No.: P2015-0418-1  
Datafile P2015-0418-1 Blank  
Method CANN-11-10-2010  
43) Sample ✓ 24 Lab No.: P2015-0418-1  
Datafile P2015-0418-1  
Method CANN-11-10-2010  
44) Sample ✓ 83 Blank  
Datafile Blank5  
Method CANN-11-10-2010  
45) Pause: ' '  
46) Sample 91 Lab No.: P2015-0501-1  
Datafile P2015-0501-1 Blank fs  
Method CANNFS-11-10-2010  
47) Sample 17 Lab No.: P2015-0501-1  
Datafile P2015-0501-1 fs  
Method CANNFS-11-10-2010

Bytes Needed: 4388206 Space on drive C: 4.38698e+011  
Sequence Verification Done!

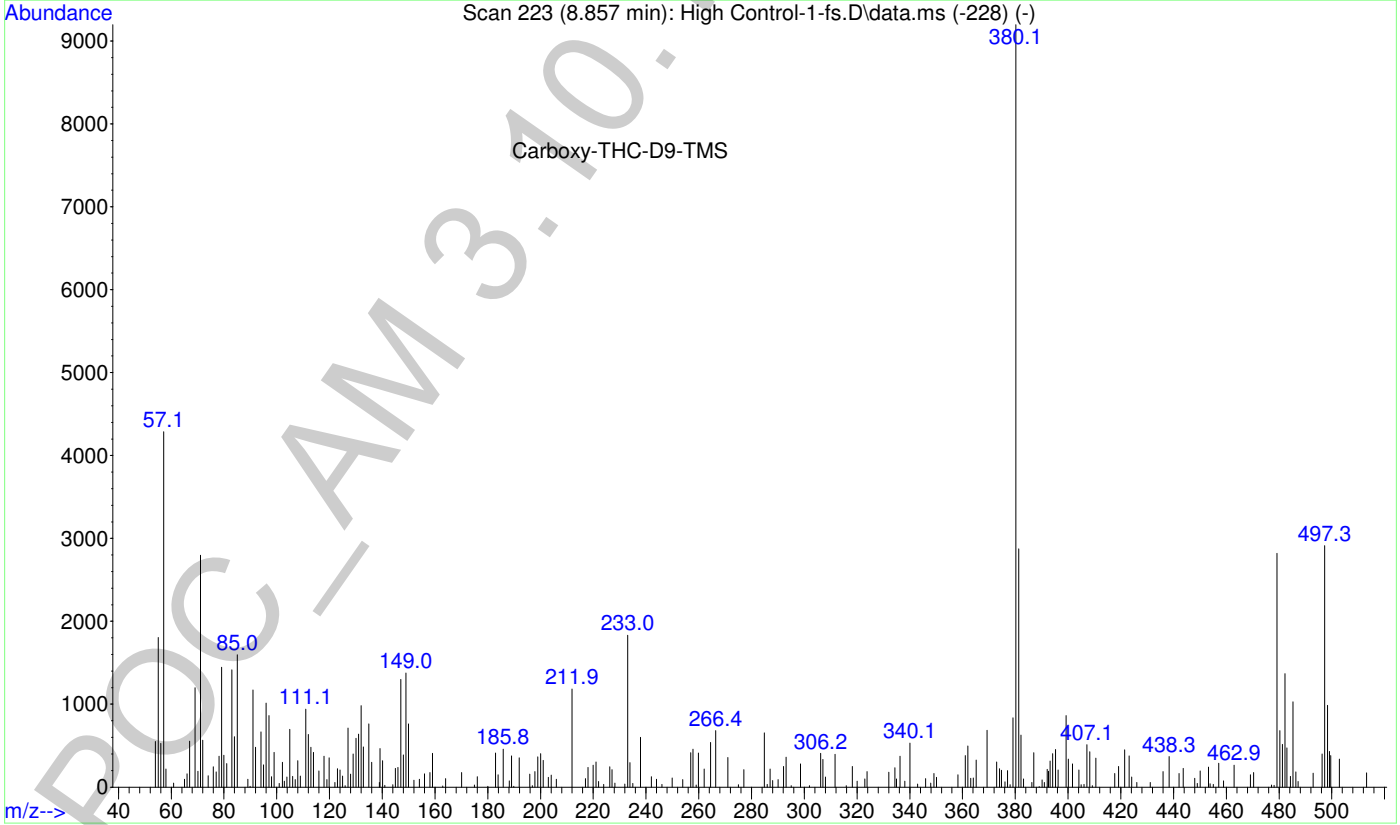
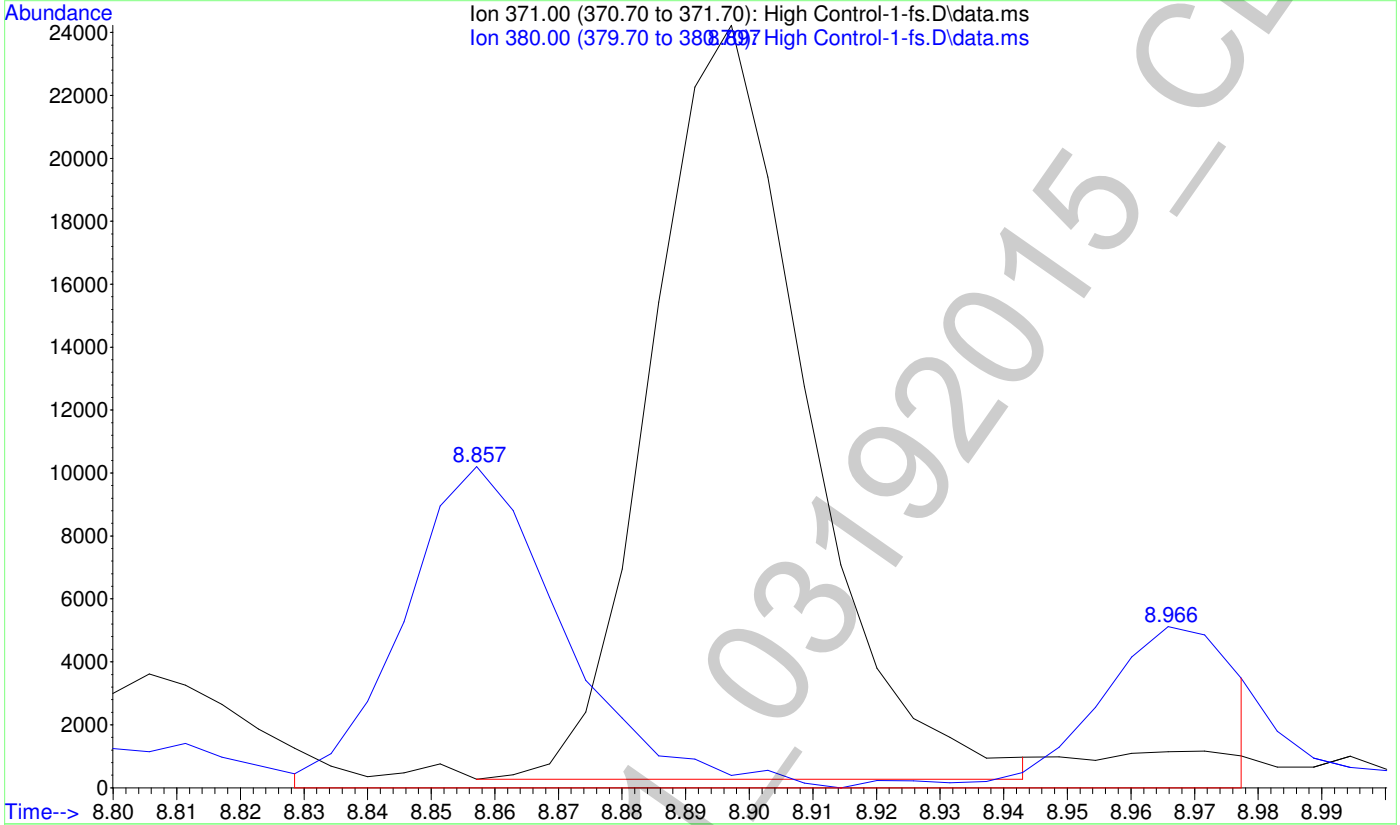
2

File :F:\Data\031915CANN\Blank1.D  
Operator : Pocatello Laboratory  
Acquired : 19 Mar 2015 18:46 using AcqMethod CANN-11-10-2010.M  
Instrument : Bones  
Sample Name: Blank  
Misc Info : CHCl3  
Vial Number: 100



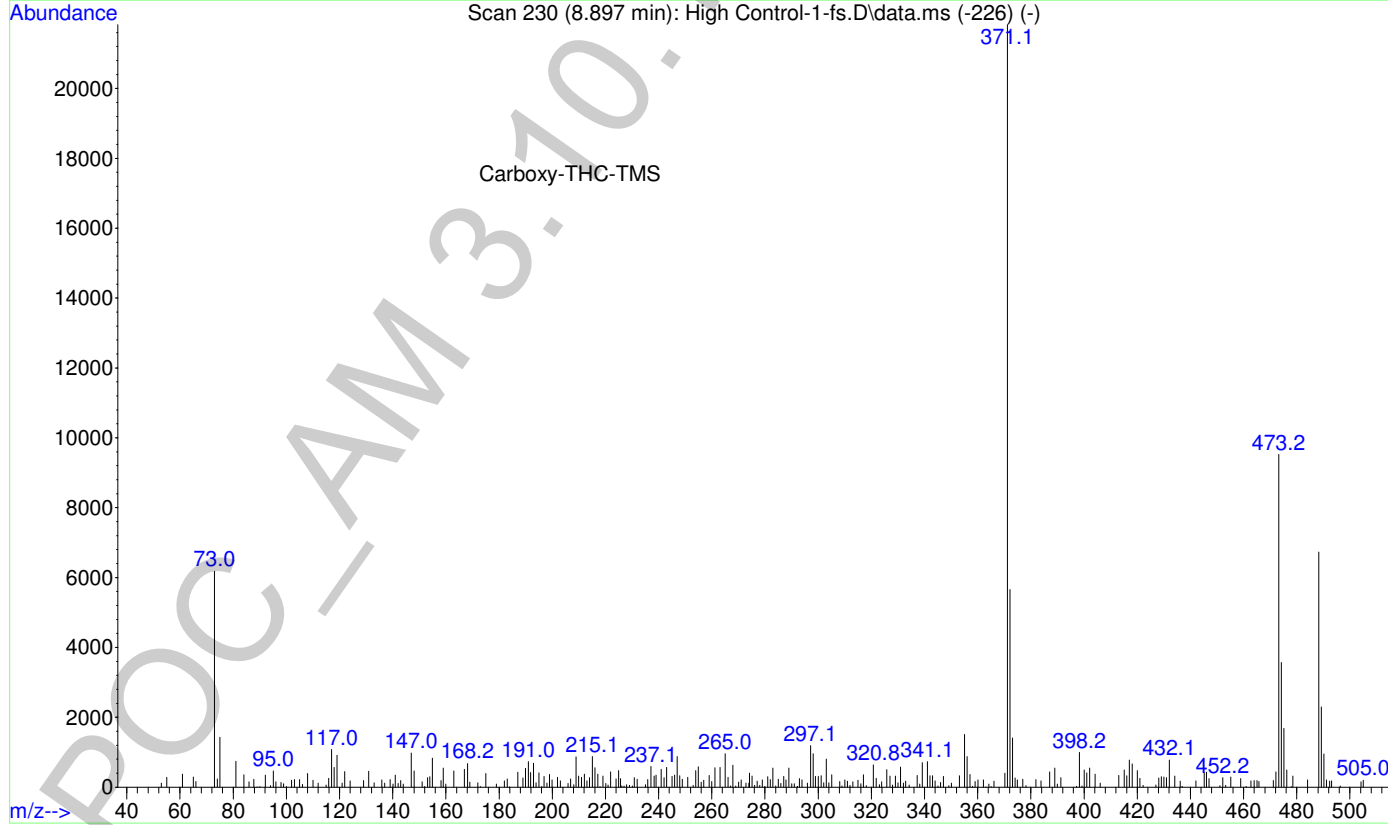
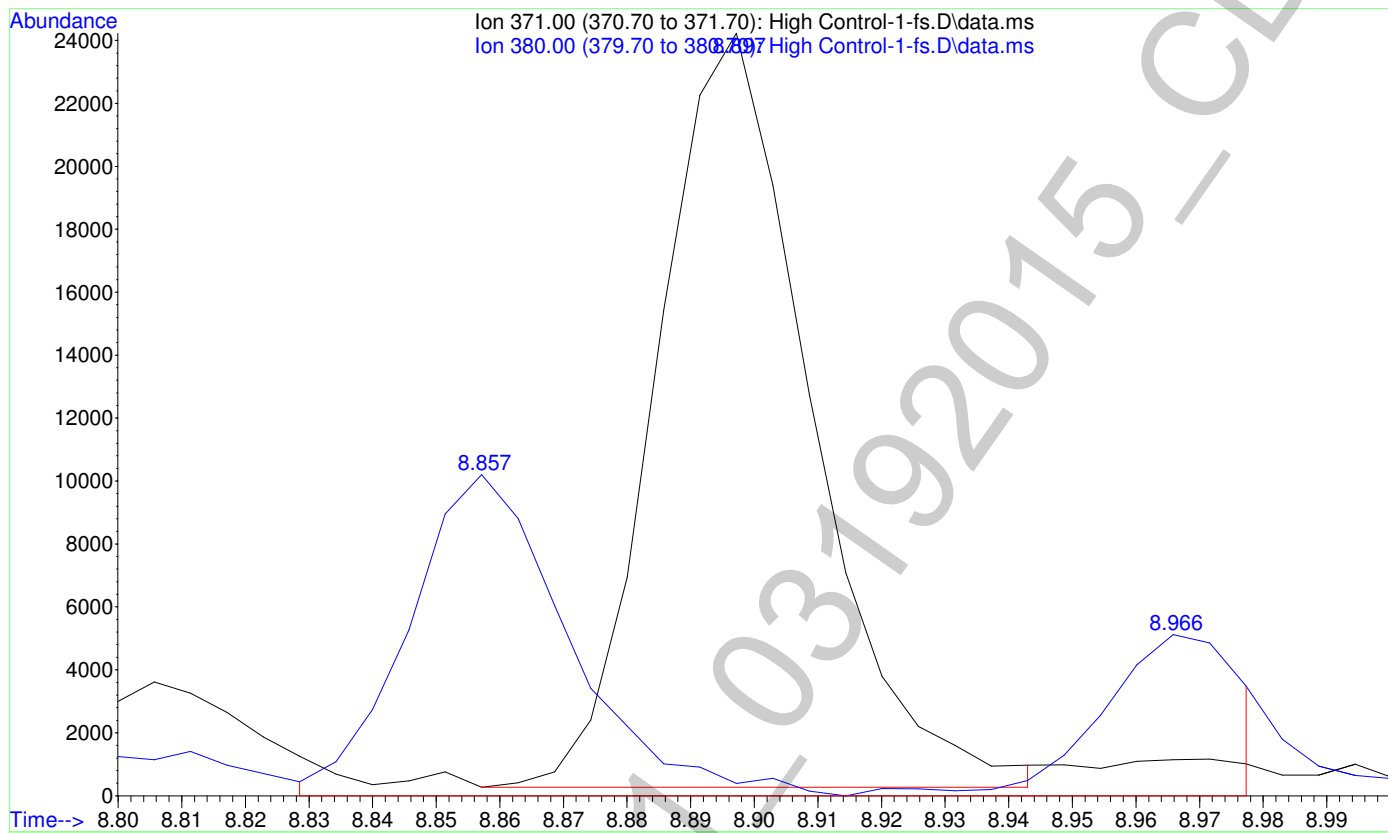
6

File :F:\Data\031915CANN\High Control-1-fs.D  
Operator : Pocatello Laboratory  
Acquired : 19 Mar 2015 19:01 using AcqMethod CANNFS-11-10-2010.M  
Instrument : Bones  
Sample Name: High Control 60ng/mL  
Misc Info : Analytical Method 3.10.1  
Vial Number: 19



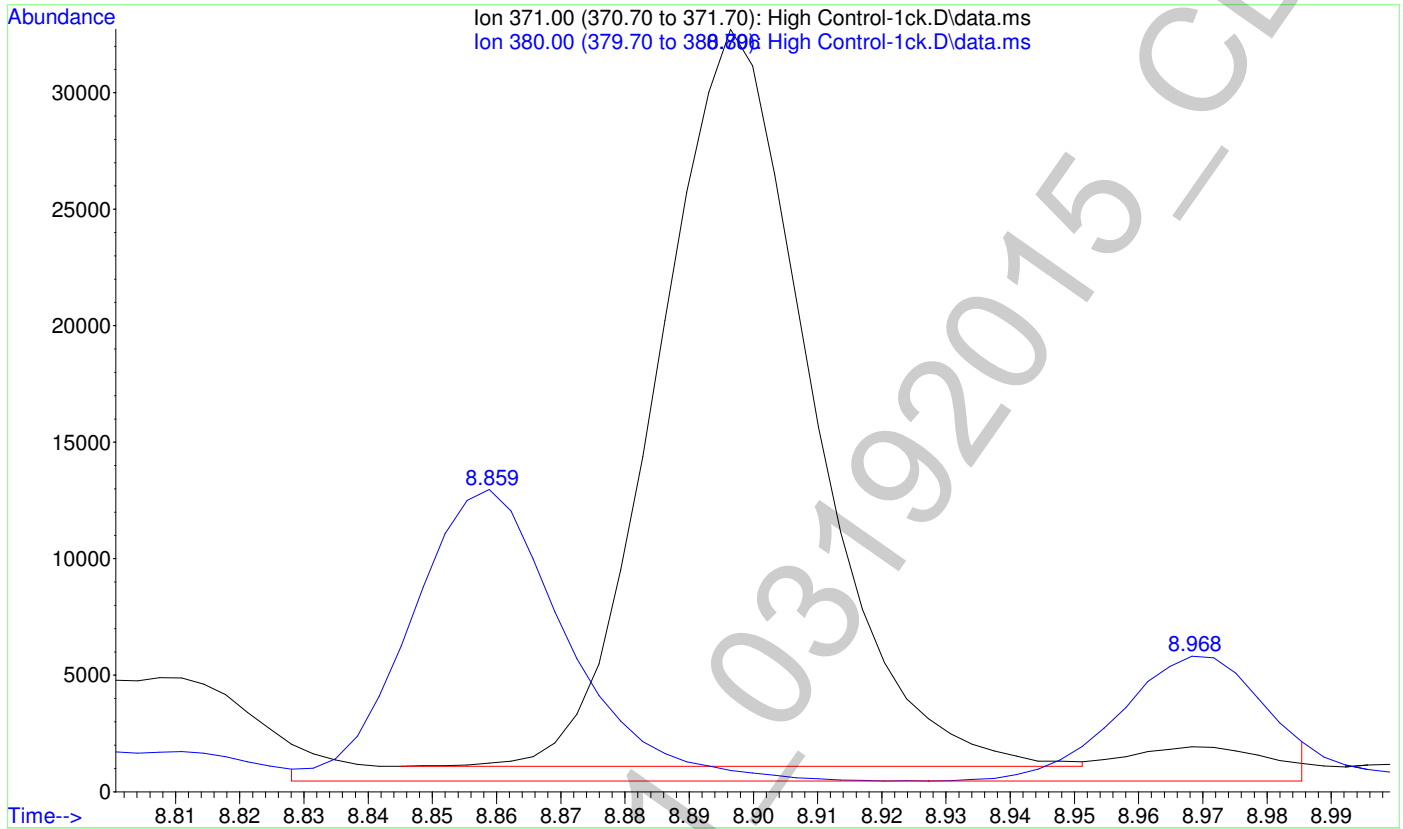
6

File :F:\Data\031915CANN\High Control-1-fs.D  
Operator : Pocatello Laboratory  
Acquired : 19 Mar 2015 19:01 using AcqMethod CANNFS-11-10-2010.M  
Instrument : Bones  
Sample Name: High Control 60ng/mL  
Misc Info : Analytical Method 3.10.1  
Vial Number: 19



File :F:\Data\031915CANN\High Control-1ck.D  
Operator : Pocatello Laboratory  
Acquired : 19 Mar 2015 19:15 using AcqMethod CANN-11-10-2010.M  
Instrument : Bones  
Sample Name: High Control 60ng/mL  
Misc Info : Analytical Method 3.10.1  
Vial Number: 19

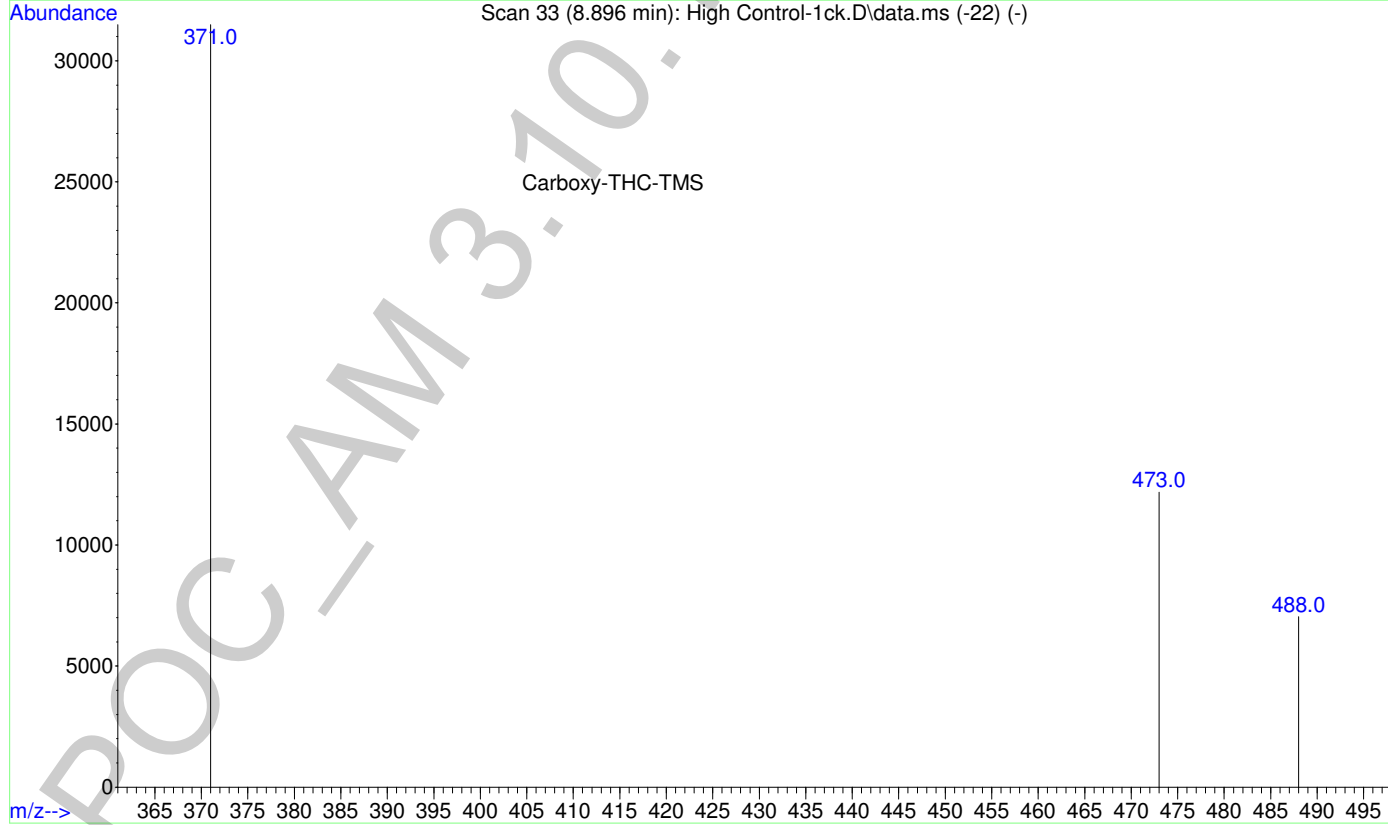
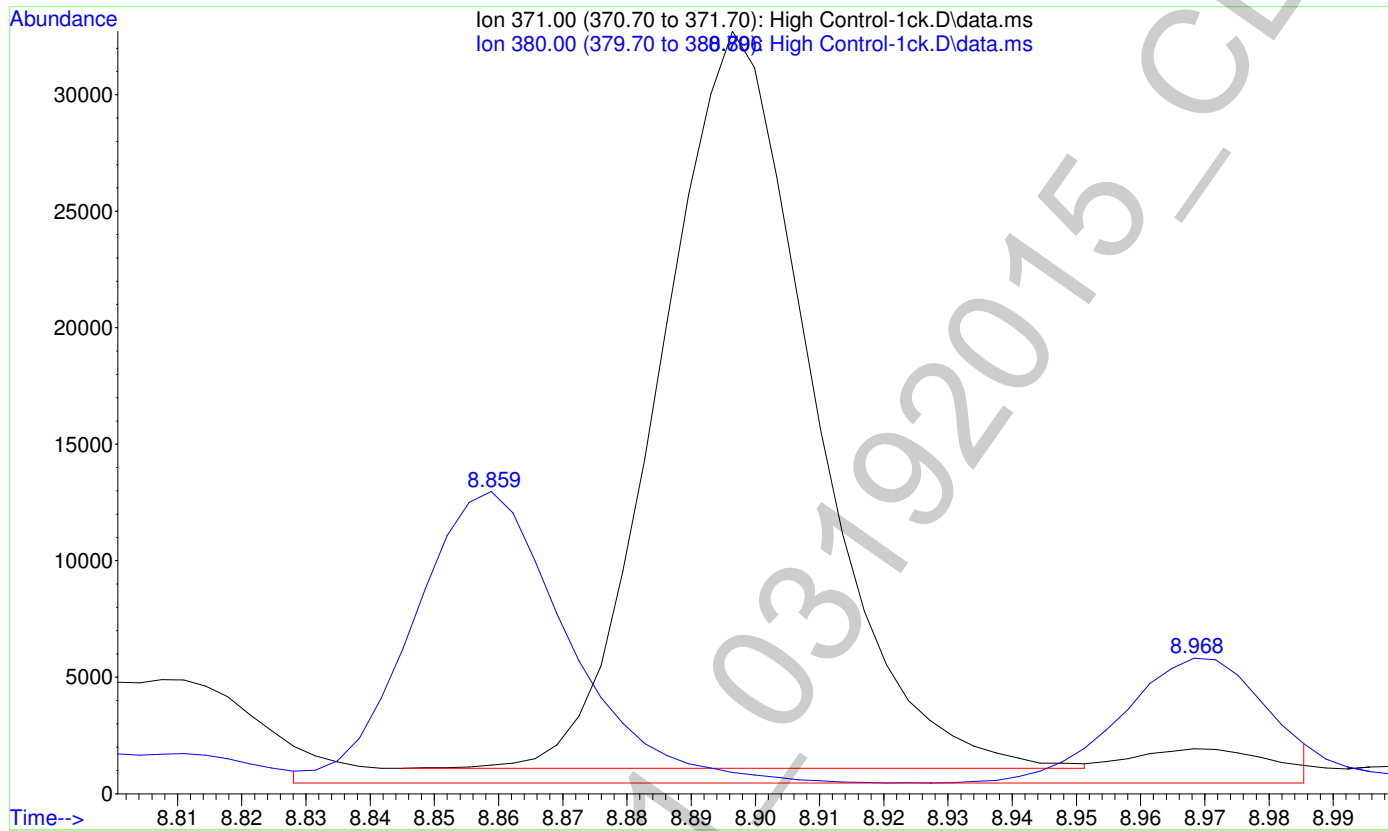
29





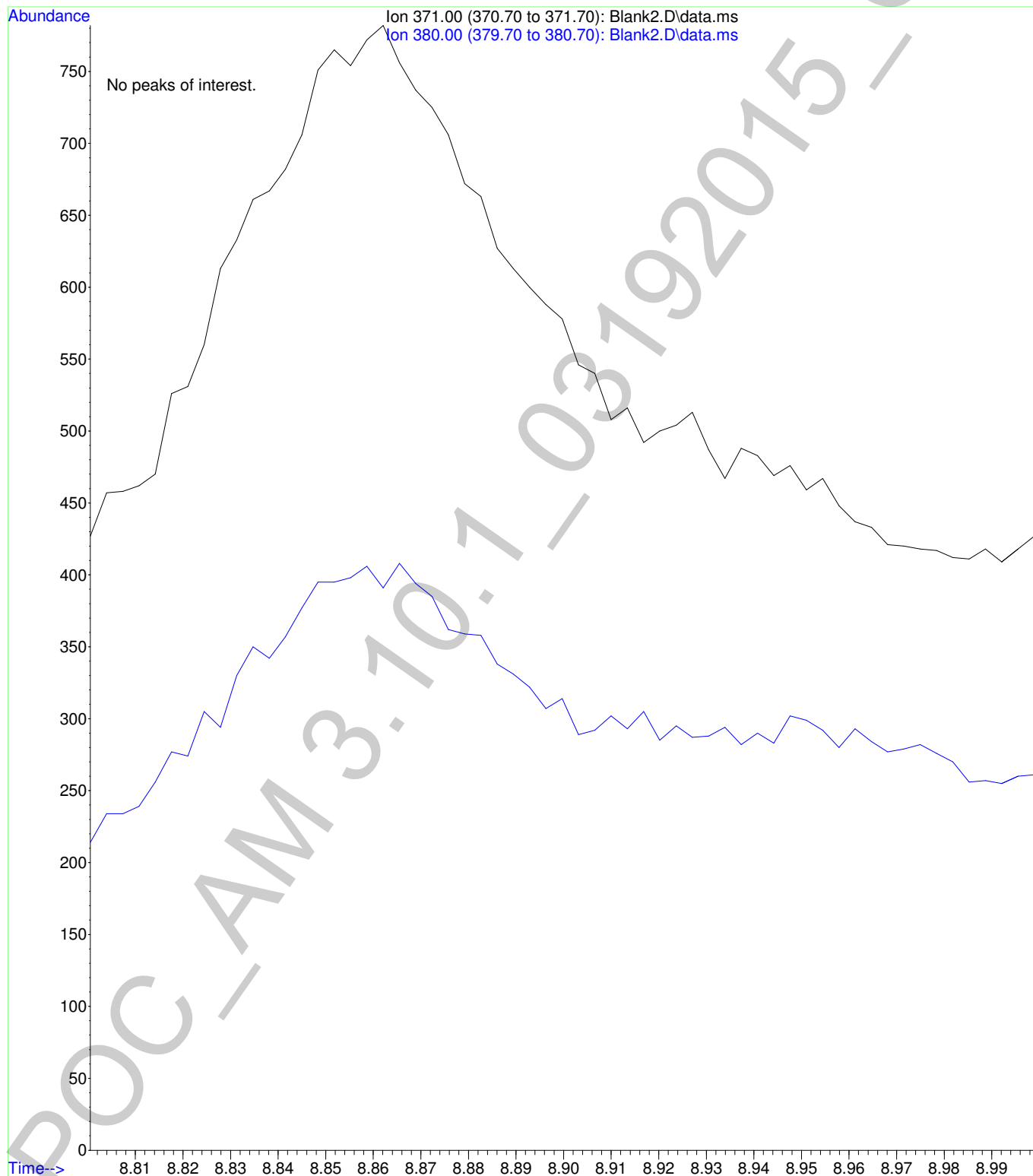
2

File :F:\Data\031915CANN\High Control-1ck.D  
Operator : Pocatello Laboratory  
Acquired : 19 Mar 2015 19:15 using AcqMethod CANN-11-10-2010.M  
Instrument : Bones  
Sample Name: High Control 60ng/mL  
Misc Info : Analytical Method 3.10.1  
Vial Number: 19



6

File :F:\Data\031915CANN\Blank2.D  
Operator : Pocatello Laboratory  
Acquired : 19 Mar 2015 19:30 using AcqMethod CANN-11-10-2010.M  
Instrument : Bones  
Sample Name: Blank  
Misc Info : CHCl3  
Vial Number: 99



2

Calibration data of Carboxy-THC-D9-TMS

LvLID	Amount (ratio)	Response (ratio)	Data File
4	25.0000	24879.000000	F:\Data\031915CANN\Calibrator Level 4.D
3	25.0000	20563.000000	F:\Data\031915CANN\Calibrator Level 3.D
6	25.0000	21581.000000	F:\Data\031915CANN\Calibrator Level 6.D
2	25.0000	22147.000000	F:\Data\031915CANN\Calibrator Level 2.D
1	25.0000	19640.000000	F:\Data\031915CANN\Calibrator Level 1.D

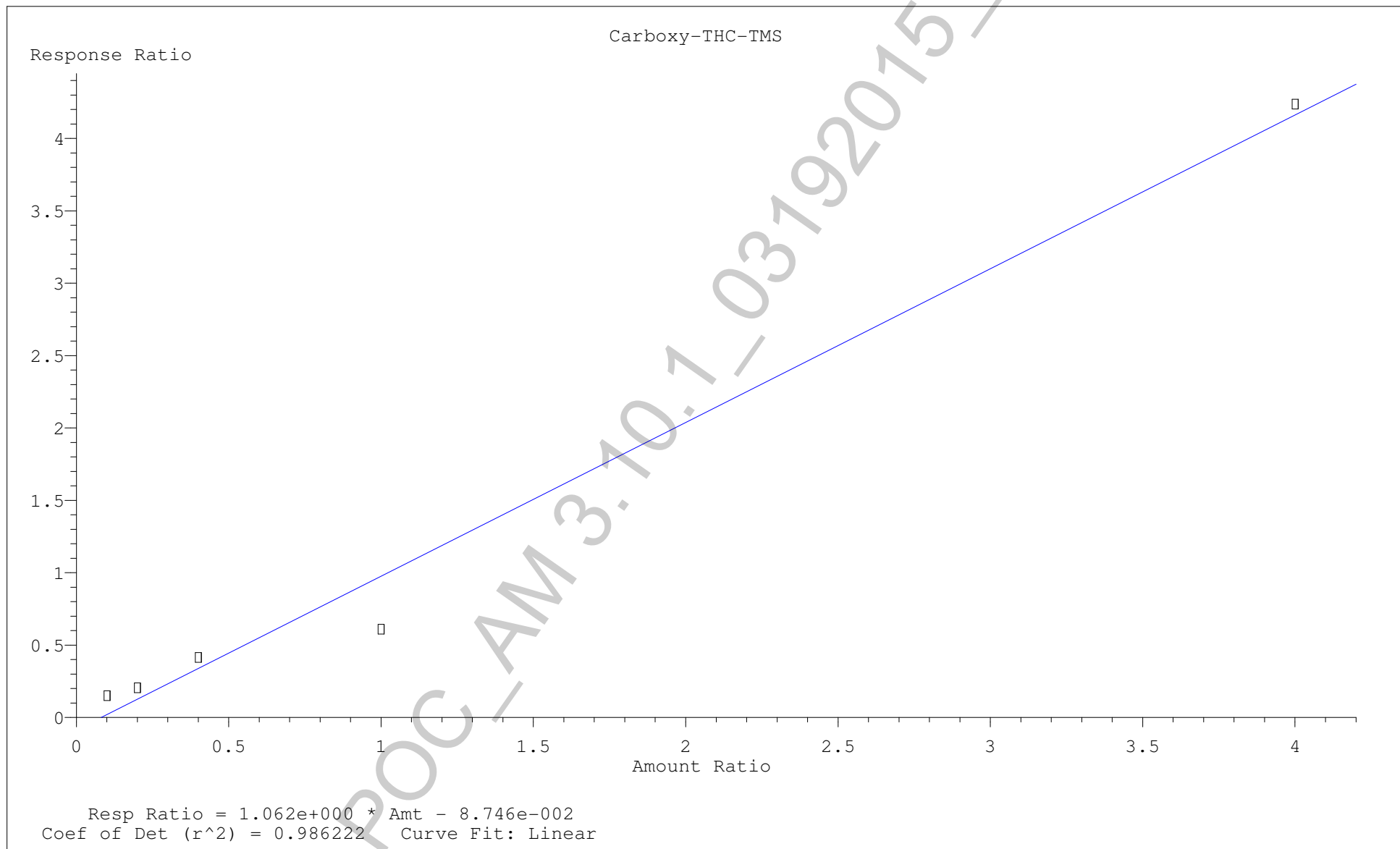
Internal Standard

POC\_AM 3.10.1\_03192015\_CDS

2

Calibration data of Carboxy-THC-TMS

LvLID	Amount (ratio)	Response (ratio)	bias (%)	Data File
4	1.0000	0.609470	-37.46	F:\Data\031915CANN\Calibrator Level 4.D
3	0.4000	0.413996	22.73	F:\Data\031915CANN\Calibrator Level 3.D
6	4.0000	4.236736	1.83	F:\Data\031915CANN\Calibrator Level 6.D
2	0.2000	0.205220	64.26	F:\Data\031915CANN\Calibrator Level 2.D
1	0.1000	0.150560	703.39	F:\Data\031915CANN\Calibrator Level 1.D



Data Path : F:\Data\031915CANN\  
 Data File : Negative Control.D  
 Acq On : 19 Mar 2015 19:44  
 Operator : Pocatello Laboratory  
 Sample : Negative Control: UTAK Lot B0130  
 Misc : Analytical Method 3.10.1  
 ALS Vial : 1 Sample Multiplier: 1

Quant Time: Mar 20 11:10:15 2015  
 Quant Method : F:\Methods\CANN12282010.M  
 Quant Title : AM 3.10.1: Blood Carboxy-THC  
 QLast Update : Fri Mar 20 10:59:43 2015  
 Response via : Initial Calibration

Compound	R.T.	QIon	Response	Conc	Units	Dev(Min)
Internal Standards						
1) Carboxy-THC-D9-TMS	8.855	380	17925	25.00	ng/mL	#*0.00
Target Compounds						
2) Carboxy-THC-TMS	0.000		0	N.D.		Qvalue


(#) = qualifier out of range (m) = manual integration (+) = signals summed

\*Refer to manual integration.

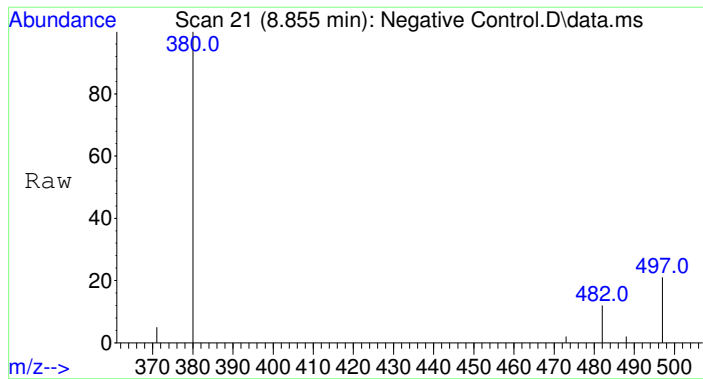
POC\_AM 3.10.1\_03192015\_CDS

Data Path : F:\Data\031915CANN\  
Data File : Negative Control.D  
Acq On : 19 Mar 2015 19:44  
Operator : Pocatello Laboratory  
Sample : Negative Control: UTAK Lot B0130  
Misc : Analytical Method 3.10.1  
ALS Vial : 1 Sample Multiplier: 1

Quant Time: Mar 20 11:10:15 2015  
Quant Method : F:\Methods\CANN12282010.M  
Quant Title : AM 3.10.1: Blood Carboxy-THC  
QLast Update : Fri Mar 20 10:59:43 2015  
Response via : Initial Calibration

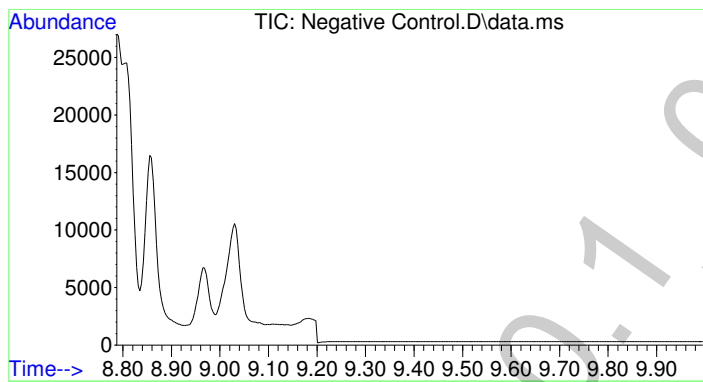
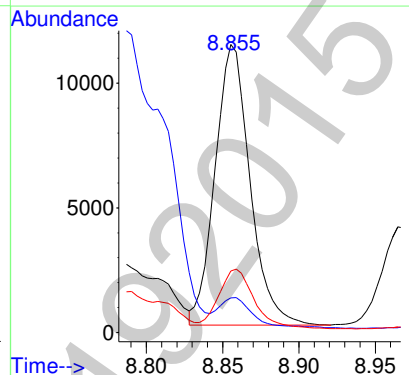
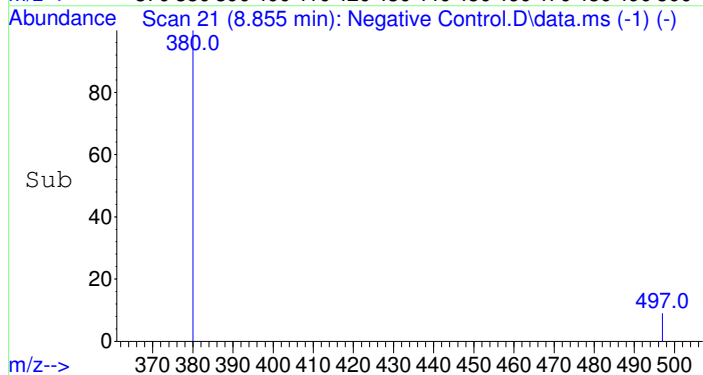


2



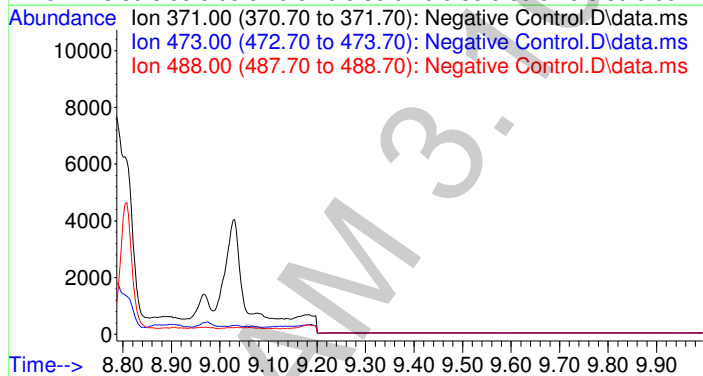
#1  
 Carboxy-THC-D9-TMS  
 Concen: 25.00 ng/mL  
 RT: 8.855 min Scan# 21  
 Delta R.T. -0.004 min  
 Lab File: Negative Control.D  
 Acq: 19 Mar 2015 19:44

Tgt Ion	380	482	497	Resp	17925	Lower	Upper
Ion Ratio	100	11.0	22.1				
						7.3	10.9#
						17.4	26.0



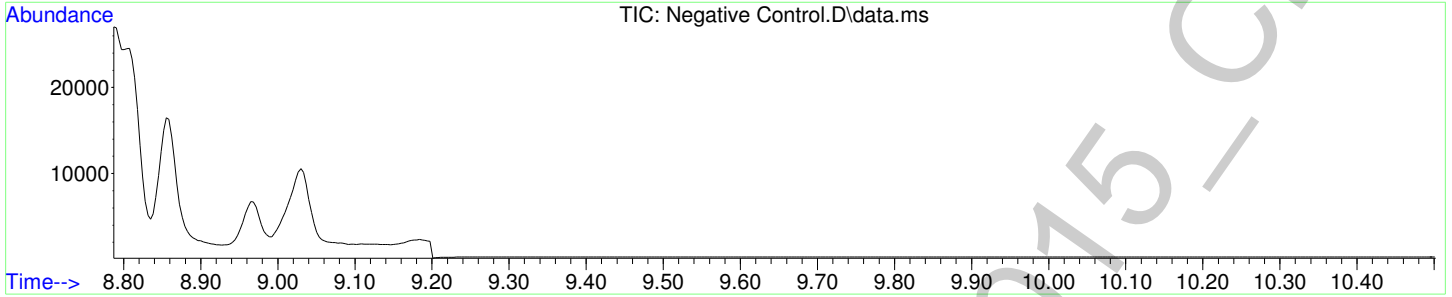
#2  
 Carboxy-THC-TMS  
 Concen: N.D.  
 Expected RT: 8.90 min  
 Lab File: Negative Control.D  
 Acq: 19 Mar 2015 19:44

Tgt Ion	371	Sig	Exp Ratio
		371	100
		473	40.2
		488	23.4



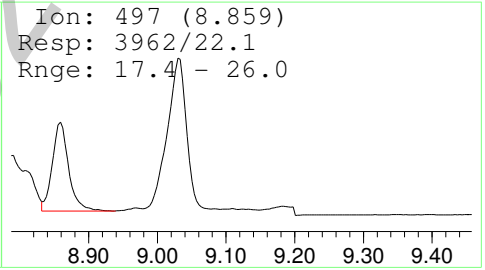
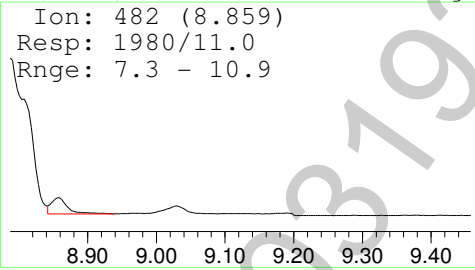
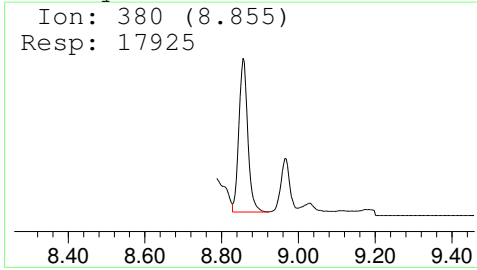
2

Data Path : F:\Data\031915CANN\  
Data File : Negative Control.D  
Acq On : 19 Mar 2015 19:44  
Operator : Pocatello Laboratory  
Sample : Negative Control: UTAK Lot B0130  
Misc : Analytical Method 3.10.1  
ALS Vial : 1 Sample Multiplier: 1



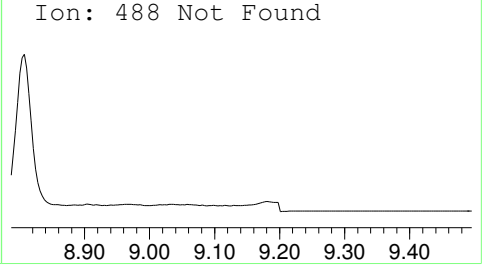
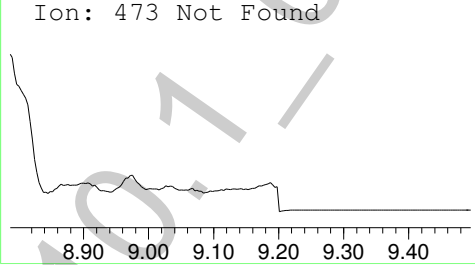
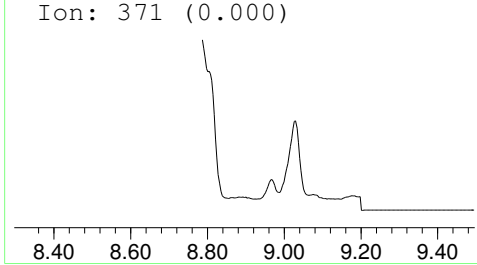
Carboxy-THC-D9-TMS

(ISTD) Amount: 25.00 ng/mL



Carboxy-THC-TMS

Amount: Not Found





2

Data Path : F:\Data\031915CANN\  
 Data File : Negative Control.D  
 Acq On : 19 Mar 2015 19:44  
 Operator : Pocatello Laboratory  
 Sample : Negative Control: UTAK Lot B0130  
 Misc : Analytical Method 3.10.1  
 ALS Vial : 1 Sample Multiplier: 1

Quant Time: Mar 20 11:10:15 2015  
 Quant Method : F:\Methods\CANN12282010.M  
 Quant Title : AM 3.10.1: Blood Carboxy-THC  
 QLast Update : Fri Mar 20 10:59:43 2015  
 Response via : Initial Calibration

Compound	R.T.	QIon	Response	Conc	Units	Dev(Min)
Internal Standards						
1) Carboxy-THC-D9-TMS	8.855	380	18451m	25.00	ng/mL *	0.00
Target Compounds						
2) Carboxy-THC-TMS	0.000		0	N.D.		Qvalue


(#) = qualifier out of range (m) = manual integration (+) = signals summed

\*Manual integration successful.

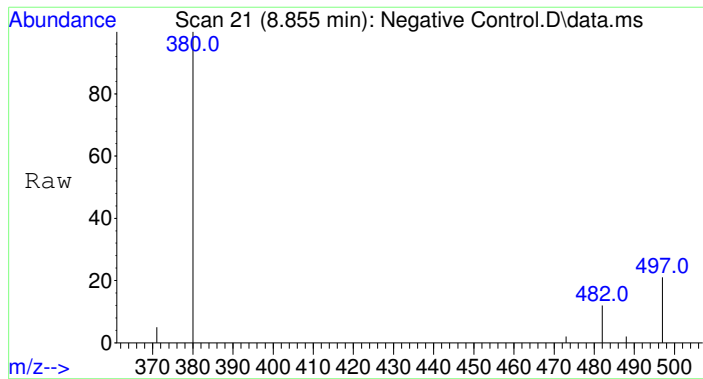
6

Data Path : F:\Data\031915CANN\  
Data File : Negative Control.D  
Acq On : 19 Mar 2015 19:44  
Operator : Pocatello Laboratory  
Sample : Negative Control: UTAK Lot B0130  
Misc : Analytical Method 3.10.1  
ALS Vial : 1 Sample Multiplier: 1

Quant Time: Mar 20 11:10:15 2015  
Quant Method : F:\Methods\CANN12282010.M  
Quant Title : AM 3.10.1: Blood Carboxy-THC  
QLast Update : Fri Mar 20 10:59:43 2015  
Response via : Initial Calibration

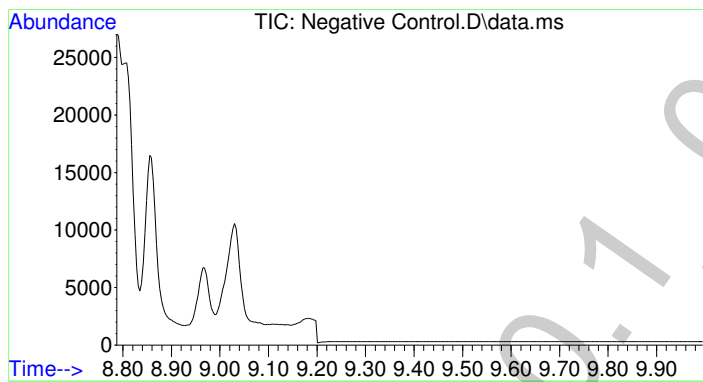
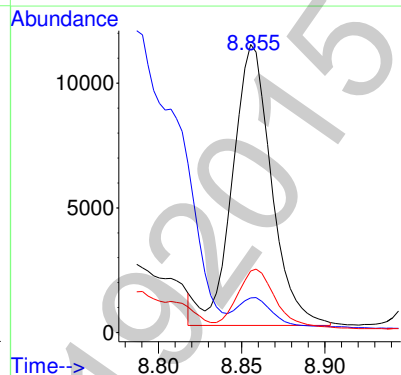
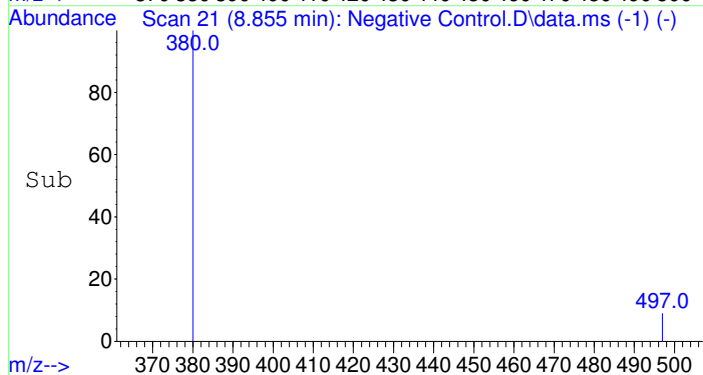


2



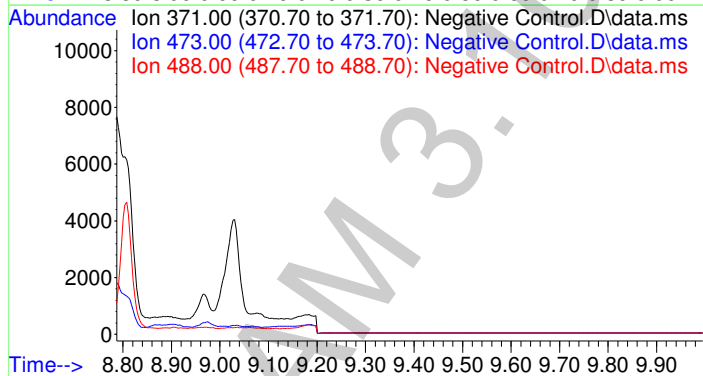
#1  
 Carboxy-THC-D9-TMS  
 Concen: 25.00 ng/mL m  
 RT: 8.855 min Scan# 21  
 Delta R.T. -0.004 min  
 Lab File: Negative Control.D  
 Acq: 19 Mar 2015 19:44

Tgt Ion	380	482	497	Resp	18451	Lower	Upper
Ion Ratio	100	10.7	21.5				
						7.3	10.9
							26.0



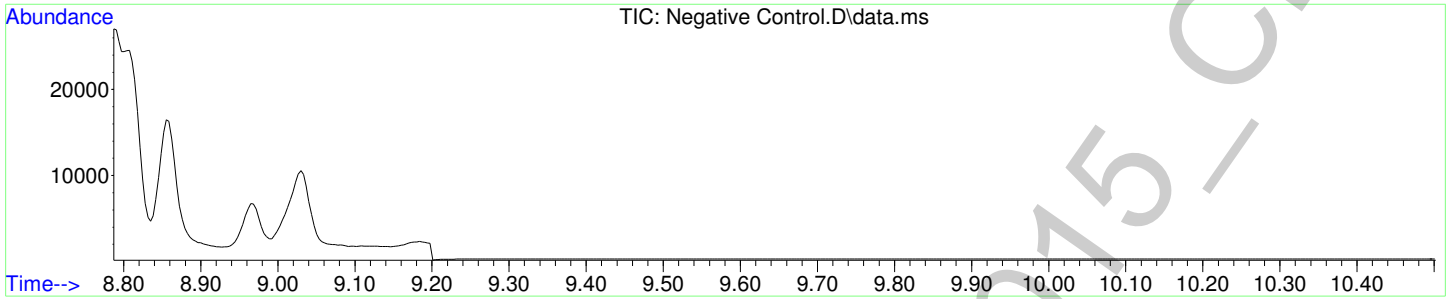
#2  
 Carboxy-THC-TMS  
 Concen: N.D.  
 Expected RT: 8.90 min  
 Lab File: Negative Control.D  
 Acq: 19 Mar 2015 19:44

Tgt Ion	371	Sig	Exp Ratio
371		100	
473		40.2	
488		23.4	



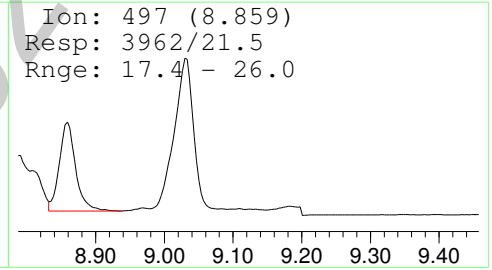
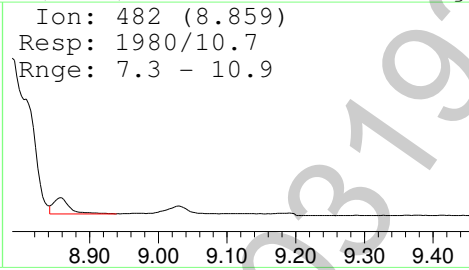
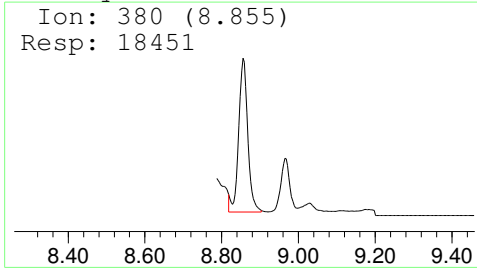
2

Data Path : F:\Data\031915CANN\  
Data File : Negative Control.D  
Acq On : 19 Mar 2015 19:44  
Operator : Pocatello Laboratory  
Sample : Negative Control: UTAK Lot B0130  
Misc : Analytical Method 3.10.1  
ALS Vial : 1 Sample Multiplier: 1



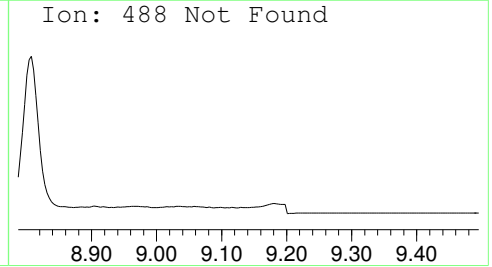
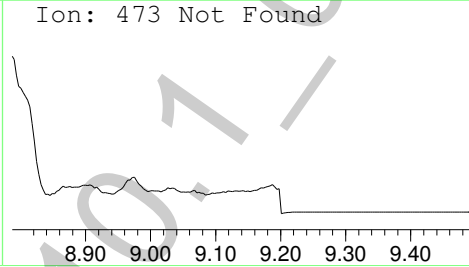
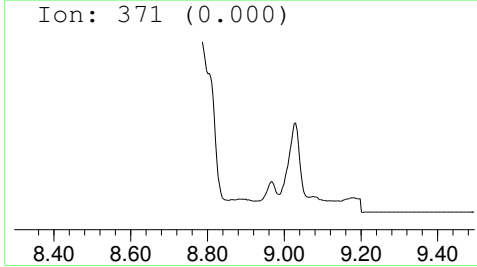
Carboxy-THC-D9-TMS

(ISTD) Amount: 25.00 ng/mL



Carboxy-THC-TMS

Amount: Not Found



2

Data Path : F:\Data\031915CANN\  
 Data File : Calibrator Level 1.D  
 Acq On : 19 Mar 2015 19:59  
 Operator : Pocatello Laboratory  
 Sample : Calibrator Level 1: 2.5 ng/mL  
 Misc : Analytical Method 3.10.1  
 ALS Vial : 2 Sample Multiplier: 1

Quant Time: Mar 20 11:13:55 2015  
 Quant Method : F:\Methods\CANN12282010.M  
 Quant Title : AM 3.10.1: Blood Carboxy-THC  
 QLast Update : Fri Mar 20 10:59:43 2015  
 Response via : Initial Calibration

Compound	R.T.	QIon	Response	Conc	Units	Dev(Min)
Internal Standards						
1) Carboxy-THC-D9-TMS	8.855	380	19640	25.00	ng/mL	0.00
Target Compounds						
2) Carboxy-THC-TMS	8.896	371	2957	5.60	ng/mL#	Qvalue * 81

(#) = qualifier out of range (m) = manual integration (+) = signals summed


\*Refer to manual integration.

POC\_AM 3.10.1\_03192015\_CDS

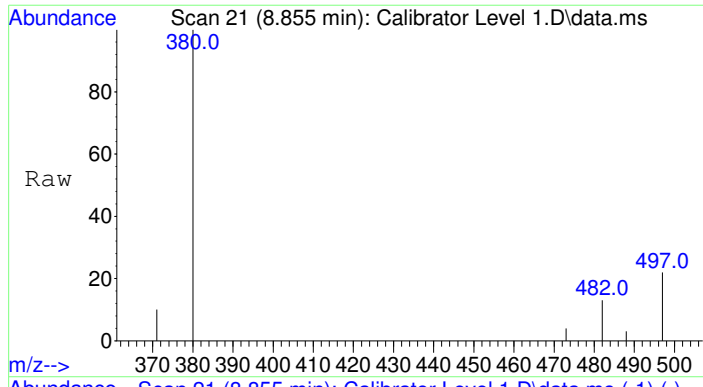
2

Data Path : F:\Data\031915CANN\  
Data File : Calibrator Level 1.D  
Acq On : 19 Mar 2015 19:59  
Operator : Pocatello Laboratory  
Sample : Calibrator Level 1: 2.5 ng/mL  
Misc : Analytical Method 3.10.1  
ALS Vial : 2 Sample Multiplier: 1

Quant Time: Mar 20 11:13:55 2015  
Quant Method : F:\Methods\CANN12282010.M  
Quant Title : AM 3.10.1: Blood Carboxy-THC  
QLast Update : Fri Mar 20 10:59:43 2015  
Response via : Initial Calibration

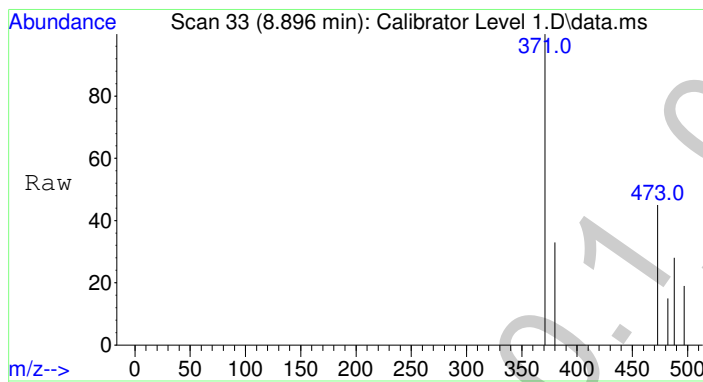
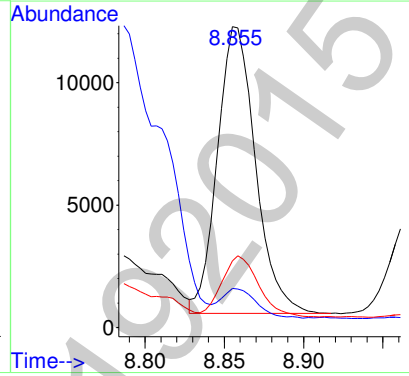
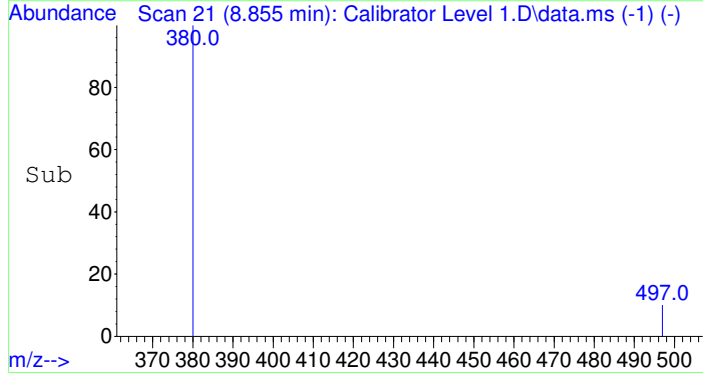


2



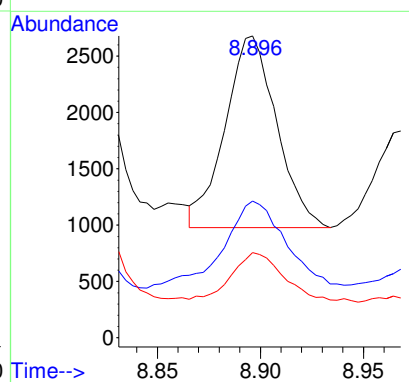
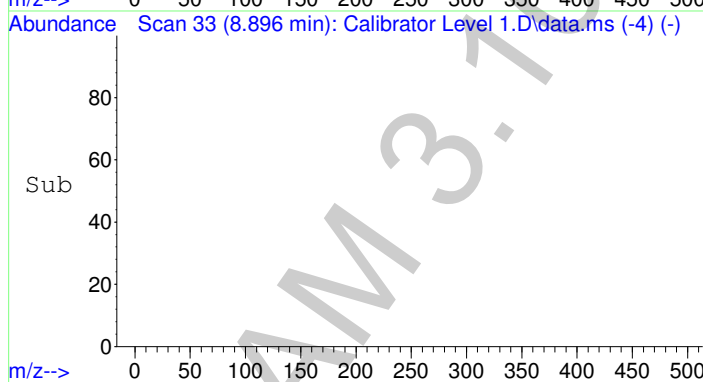
#1  
 Carboxy-THC-D9-TMS  
 Concen: 25.00 ng/mL  
 RT: 8.855 min Scan# 21  
 Delta R.T. -0.004 min  
 Lab File: Calibrator Level 1.D  
 Acq: 19 Mar 2015 19:59

Tgt Ion	Ratio	Resp	Lower	Upper
380	100	19640		
482	9.6	7.3	10.9	
497	20.5	17.4	26.0	



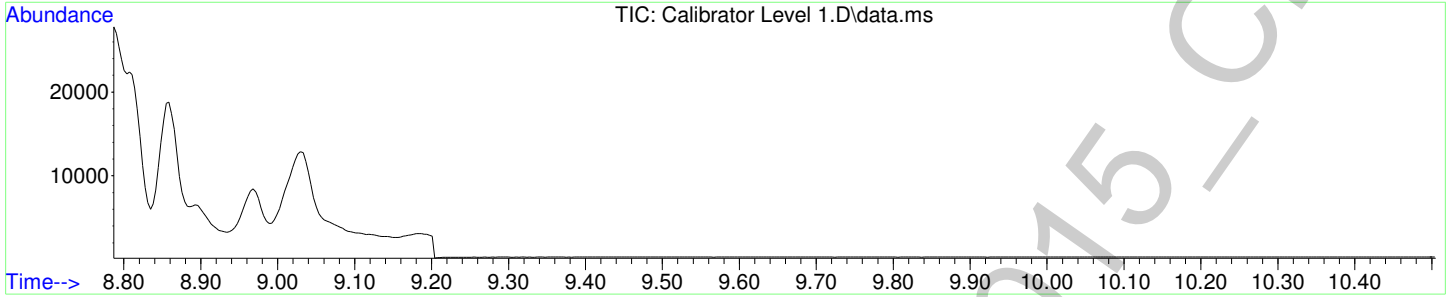
#2  
 Carboxy-THC-TMS  
 Concen: 5.60 ng/mL  
 RT: 8.896 min Scan# 33  
 Delta R.T. 0.000 min  
 Lab File: Calibrator Level 1.D  
 Acq: 19 Mar 2015 19:59

Tgt Ion	Ratio	Resp	Lower	Upper
371	100	2957		
473	55.6	32.2	48.2#	
488	27.5	18.7	28.1	



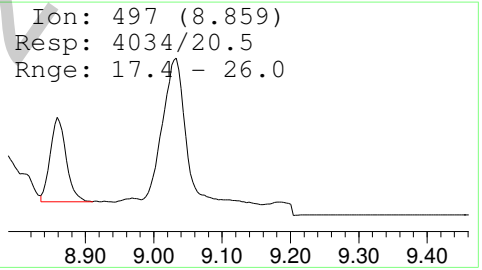
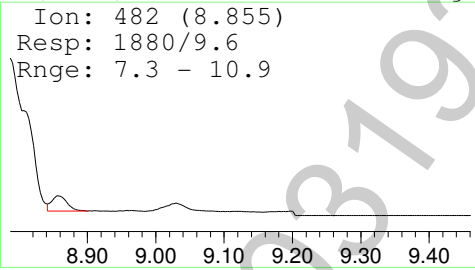
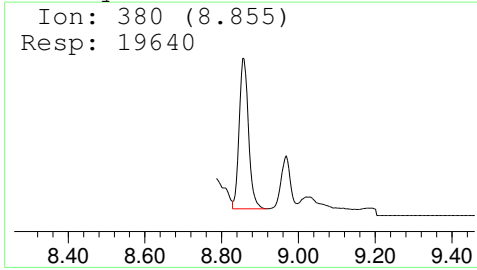
2

Data Path : F:\Data\031915CANN\  
Data File : Calibrator Level 1.D  
Acq On : 19 Mar 2015 19:59  
Operator : Pocatello Laboratory  
Sample : Calibrator Level 1: 2.5 ng/mL  
Misc : Analytical Method 3.10.1  
ALS Vial : 2 Sample Multiplier: 1



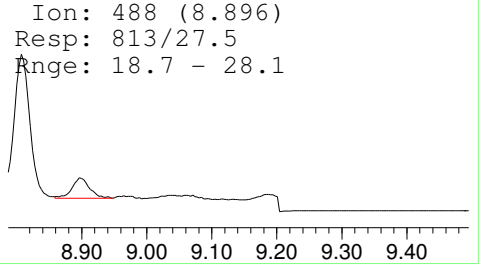
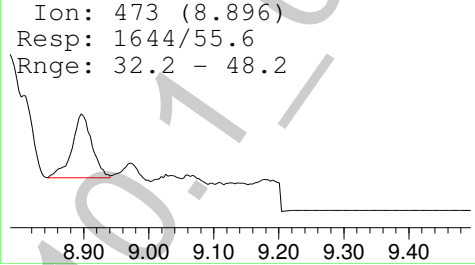
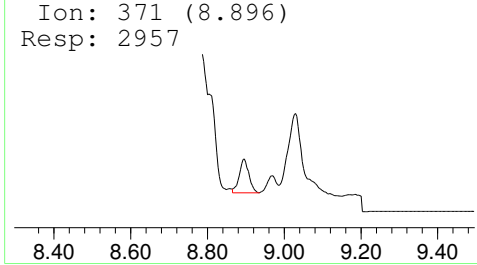
Carboxy-THC-D9-TMS

(ISTD) Amount: 25.00 ng/mL



Carboxy-THC-TMS

Amount: 5.60 ng/mL





Data Path : F:\Data\031915CANN\  
 Data File : Calibrator Level 1.D  
 Acq On : 19 Mar 2015 19:59  
 Operator : Pocatello Laboratory  
 Sample : Calibrator Level 1: 2.5 ng/mL  
 Misc : Analytical Method 3.10.1  
 ALS Vial : 2 Sample Multiplier: 1

Quant Time: Mar 20 11:13:55 2015  
 Quant Method : F:\Methods\CANN12282010.M  
 Quant Title : AM 3.10.1: Blood Carboxy-THC  
 QLast Update : Fri Mar 20 10:59:43 2015  
 Response via : Initial Calibration

Compound	R.T.	QIon	Response	Conc	Units	Dev(Min)
Internal Standards						
1) Carboxy-THC-D9-TMS	8.855	380	19640	25.00	ng/mL	0.00
Target Compounds						
2) Carboxy-THC-TMS	8.896	371	3524m	6.28	ng/mL	Qvalue *


(#) = qualifier out of range (m) = manual integration (+) = signals summed

\*Manual integration successful, however quantity exceeds 20% expected range for expected value. Since qualifier ions are within criteria, it can be used for the administrative cutoff for this run.

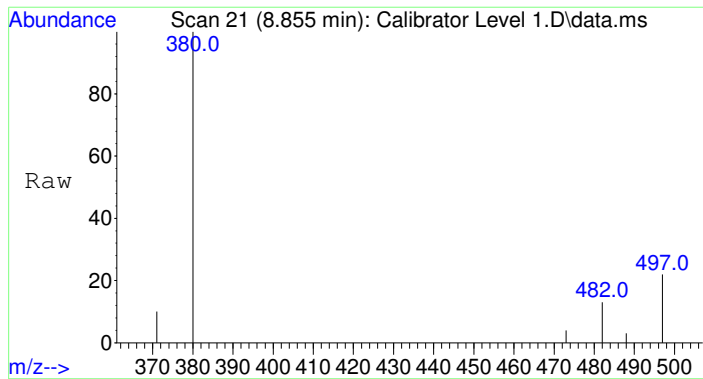
g

Data Path : F:\Data\031915CANN\  
Data File : Calibrator Level 1.D  
Acq On : 19 Mar 2015 19:59  
Operator : Pocatello Laboratory  
Sample : Calibrator Level 1: 2.5 ng/mL  
Misc : Analytical Method 3.10.1  
ALS Vial : 2 Sample Multiplier: 1

Quant Time: Mar 20 11:13:55 2015  
Quant Method : F:\Methods\CANN12282010.M  
Quant Title : AM 3.10.1: Blood Carboxy-THC  
QLast Update : Fri Mar 20 10:59:43 2015  
Response via : Initial Calibration

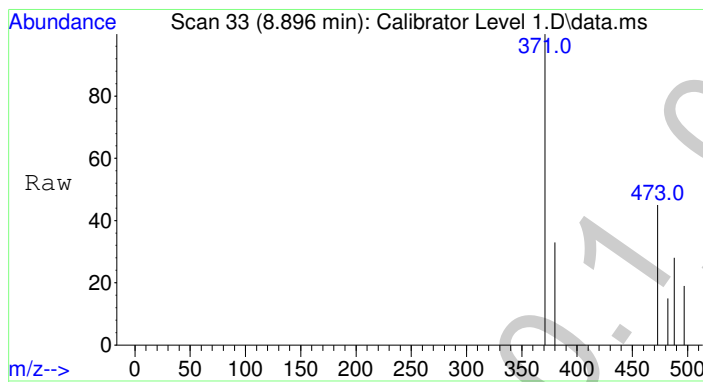
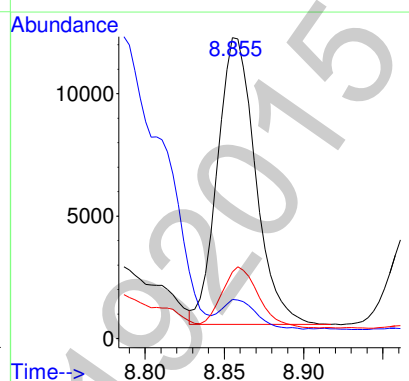
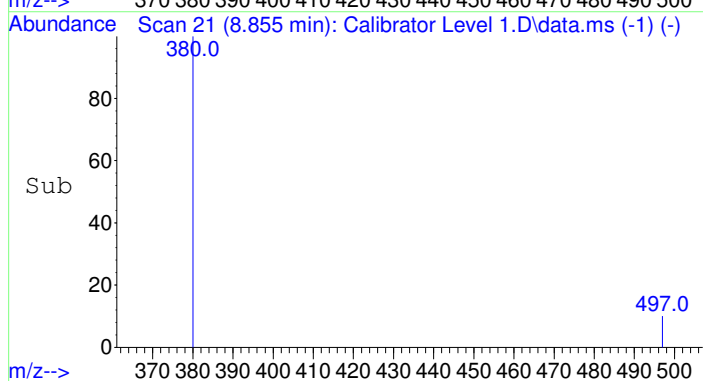


2



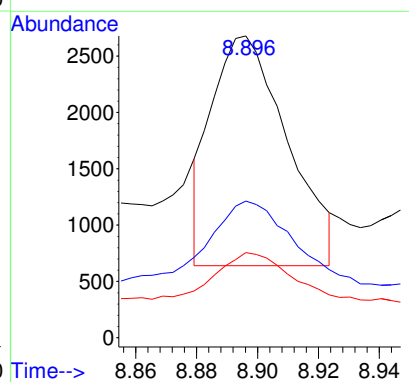
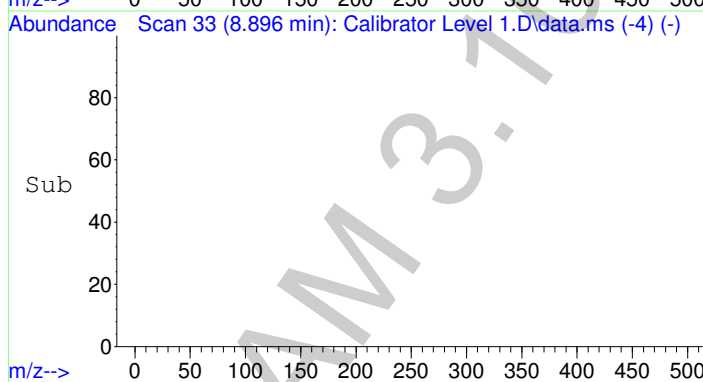
#1  
 Carboxy-THC-D9-TMS  
 Concen: 25.00 ng/mL  
 RT: 8.855 min Scan# 21  
 Delta R.T. -0.004 min  
 Lab File: Calibrator Level 1.D  
 Acq: 19 Mar 2015 19:59

Tgt Ion	Ratio	Resp	Lower	Upper
380	100	19640		
482	9.6	7.3	10.9	
497	20.5	17.4	26.0	



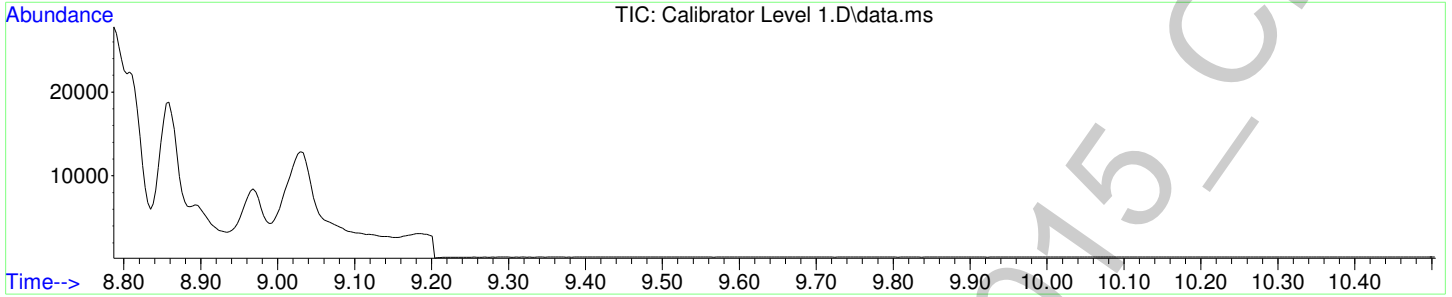
#2  
 Carboxy-THC-TMS  
 Concen: 6.28 ng/mL m  
 RT: 8.896 min Scan# 33  
 Delta R.T. 0.000 min  
 Lab File: Calibrator Level 1.D  
 Acq: 19 Mar 2015 19:59

Tgt Ion	Ratio	Resp	Lower	Upper
371	100	3524		
473	46.7	32.2	48.2	
488	23.1	18.7	28.1	



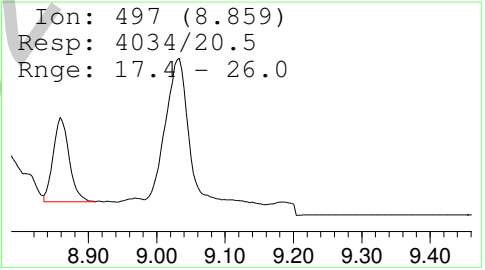
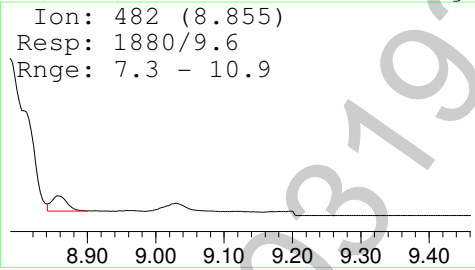
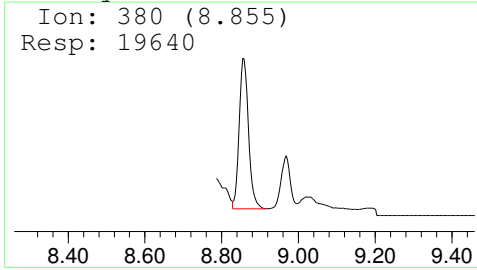
6

Data Path : F:\Data\031915CANN\  
 Data File : Calibrator Level 1.D  
 Acq On : 19 Mar 2015 19:59  
 Operator : Pocatello Laboratory  
 Sample : Calibrator Level 1: 2.5 ng/mL  
 Misc : Analytical Method 3.10.1  
 ALS Vial : 2 Sample Multiplier: 1



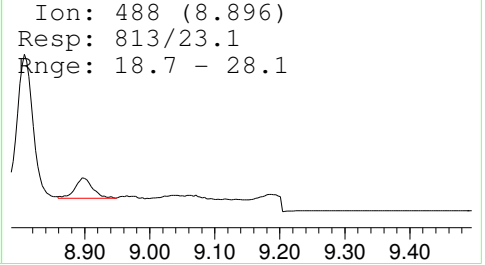
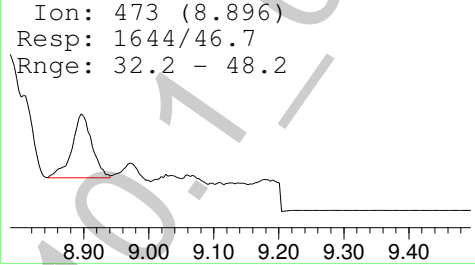
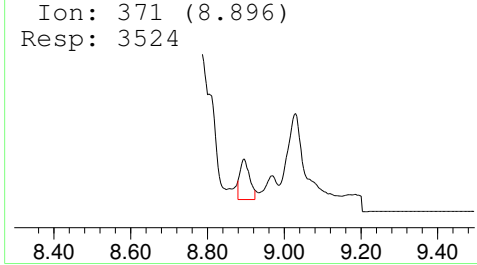
Carboxy-THC-D9-TMS

(ISTD) Amount: 25.00 ng/mL



Carboxy-THC-TMS

Amount: 6.28 ng/mL



Data Path : F:\Data\031915CANN\  
 Data File : Calibrator Level 2.D  
 Acq On : 19 Mar 2015 20:13  
 Operator : Pocatello Laboratory  
 Sample : Calibrator Level 2: 5 ng/mL  
 Misc : Analytical Method 3.10.1  
 ALS Vial : 3 Sample Multiplier: 1

Quant Time: Mar 20 11:19:16 2015  
 Quant Method : F:\Methods\CANN12282010.M  
 Quant Title : AM 3.10.1: Blood Carboxy-THC  
 QLast Update : Fri Mar 20 10:59:43 2015  
 Response via : Initial Calibration

Compound	R.T.	QIon	Response	Conc	Units	Dev(Min)
Internal Standards						
1) Carboxy-THC-D9-TMS	8.859	380	22147	25.00	ng/mL	*# 0.00
Target Compounds						
2) Carboxy-THC-TMS	8.896	371	4545	6.89	ng/mL	Qvalue 94

(#) = qualifier out of range (m) = manual integration (+) = signals summed


\*Refer to manual integration.

POC\_AM 3.10.1\_03192015\_CDS

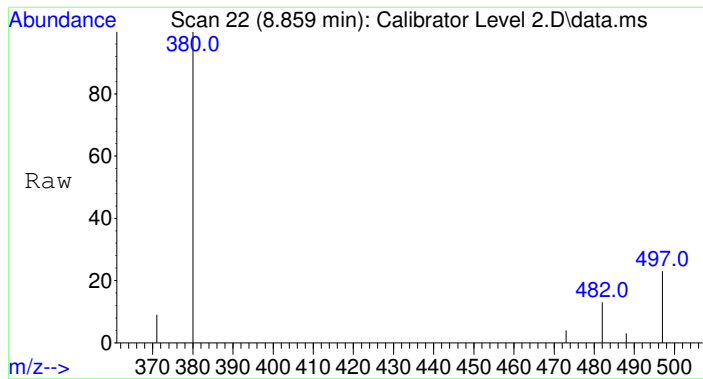
2

Data Path : F:\Data\031915CANN\  
Data File : Calibrator Level 2.D  
Acq On : 19 Mar 2015 20:13  
Operator : Pocatello Laboratory  
Sample : Calibrator Level 2: 5 ng/mL  
Misc : Analytical Method 3.10.1  
ALS Vial : 3 Sample Multiplier: 1

Quant Time: Mar 20 11:19:16 2015  
Quant Method : F:\Methods\CANN12282010.M  
Quant Title : AM 3.10.1: Blood Carboxy-THC  
QLast Update : Fri Mar 20 10:59:43 2015  
Response via : Initial Calibration

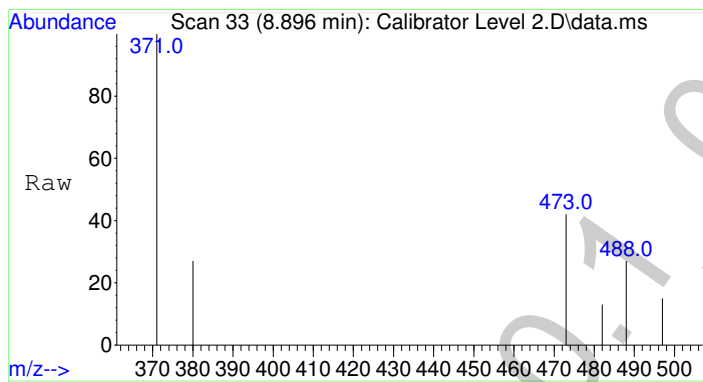
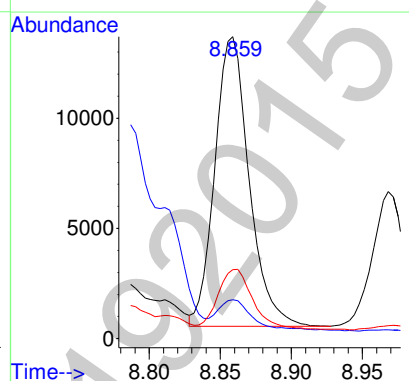
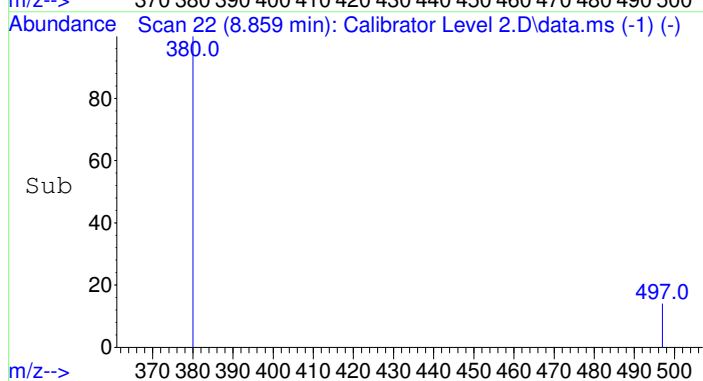


29



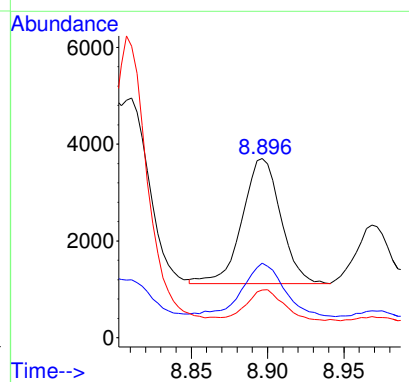
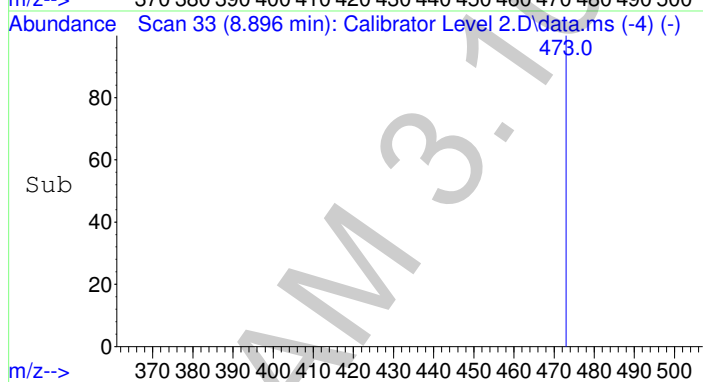
#1  
 Carboxy-THC-D9-TMS  
 Concen: 25.00 ng/mL  
 RT: 8.859 min Scan# 22  
 Delta R.T. -0.000 min  
 Lab File: Calibrator Level 2.D  
 Acq: 19 Mar 2015 20:13

Tgt Ion	Ratio	Resp	Lower	Upper
380	100	22147		
482	11.1	7.3	10.9#	
497	21.8	17.4	26.0	



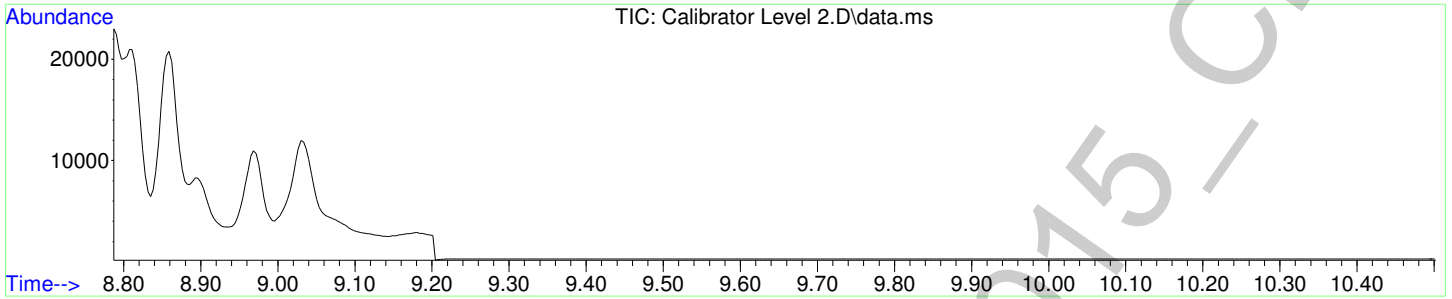
#2  
 Carboxy-THC-TMS  
 Concen: 6.89 ng/mL  
 RT: 8.896 min Scan# 33  
 Delta R.T. 0.000 min  
 Lab File: Calibrator Level 2.D  
 Acq: 19 Mar 2015 20:13

Tgt Ion	Ratio	Resp	Lower	Upper
371	100	4545		
473	46.4	32.2	48.2	
488	23.5	18.7	28.1	



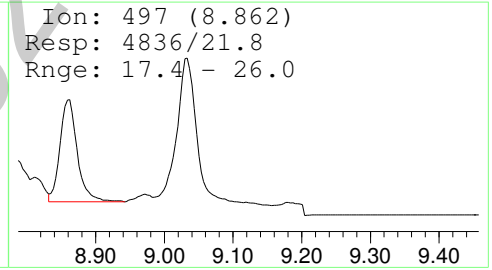
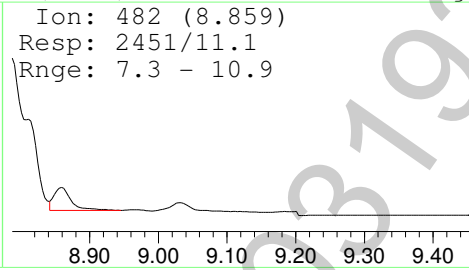
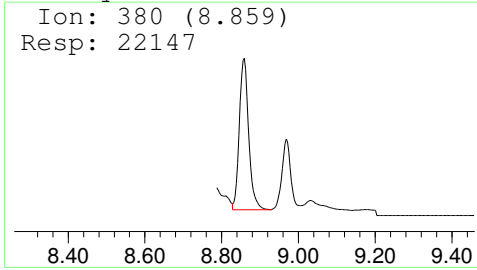
2

Data Path : F:\Data\031915CANN\  
 Data File : Calibrator Level 2.D  
 Acq On : 19 Mar 2015 20:13  
 Operator : Pocatello Laboratory  
 Sample : Calibrator Level 2: 5 ng/mL  
 Misc : Analytical Method 3.10.1  
 ALS Vial : 3 Sample Multiplier: 1



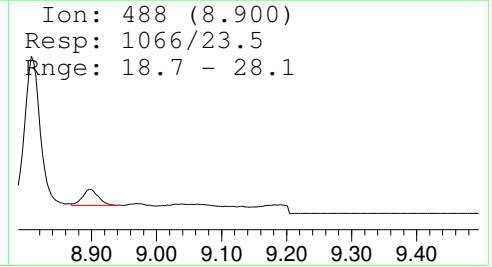
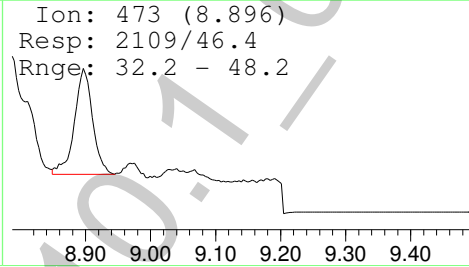
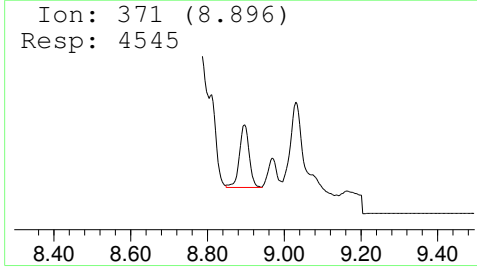
Carboxy-THC-D9-TMS

(ISTD) Amount: 25.00 ng/mL



Carboxy-THC-TMS

Amount: 6.89 ng/mL





Data Path : F:\Data\031915CANN\  
 Data File : Calibrator Level 2.D  
 Acq On : 19 Mar 2015 20:13  
 Operator : Pocatello Laboratory  
 Sample : Calibrator Level 2: 5 ng/mL  
 Misc : Analytical Method 3.10.1  
 ALS Vial : 3 Sample Multiplier: 1

Quant Time: Mar 20 11:19:16 2015  
 Quant Method : F:\Methods\CANN12282010.M  
 Quant Title : AM 3.10.1: Blood Carboxy-THC  
 QLast Update : Fri Mar 20 10:59:43 2015  
 Response via : Initial Calibration

Compound	R.T.	QIon	Response	Conc	Units	Dev(Min)
Internal Standards						
1) Carboxy-THC-D9-TMS	8.859	380	23209m	25.00	ng/mL *	0.00
Target Compounds						
2) Carboxy-THC-TMS	8.896	371	4545	6.67	ng/mL **	Qvalue 94

(#) = qualifier out of range (m) = manual integration (+) = signals summed


\*Manual integration successful.

\*\*Quantity exceeds 20% expected range- does not affect qualitative results.

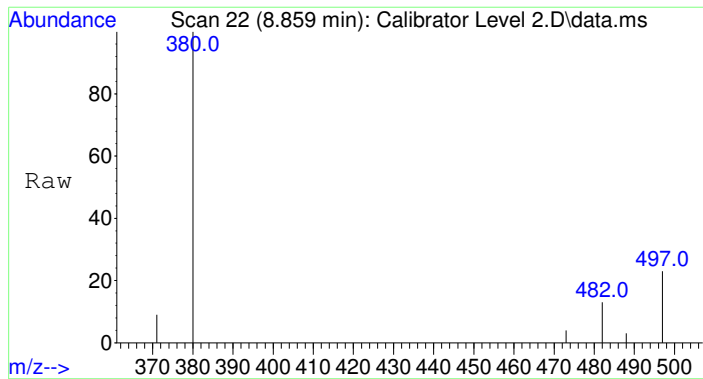
6

Data Path : F:\Data\031915CANN\  
Data File : Calibrator Level 2.D  
Acq On : 19 Mar 2015 20:13  
Operator : Pocatello Laboratory  
Sample : Calibrator Level 2: 5 ng/mL  
Misc : Analytical Method 3.10.1  
ALS Vial : 3 Sample Multiplier: 1

Quant Time: Mar 20 11:19:16 2015  
Quant Method : F:\Methods\CANN12282010.M  
Quant Title : AM 3.10.1: Blood Carboxy-THC  
QLast Update : Fri Mar 20 10:59:43 2015  
Response via : Initial Calibration

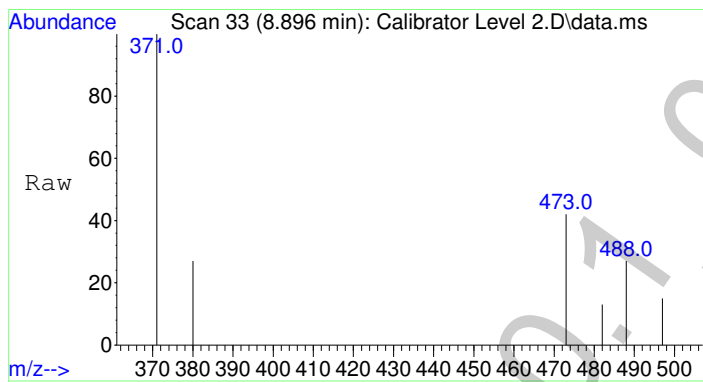
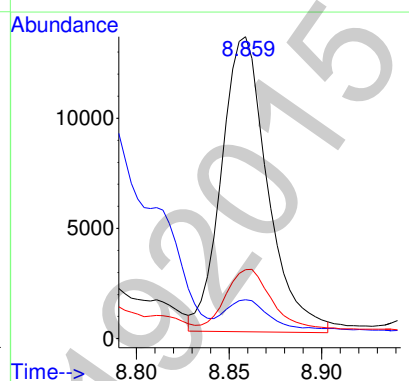
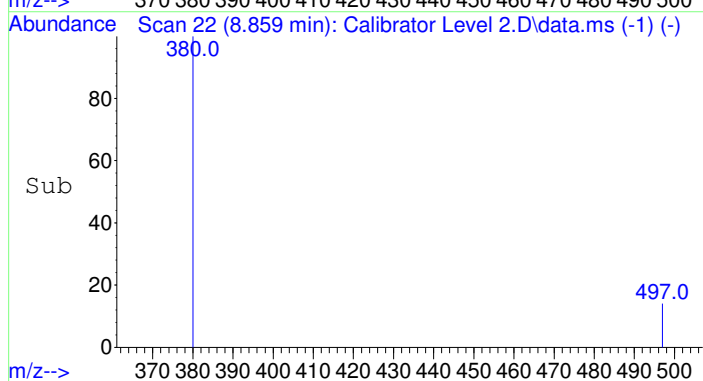


2



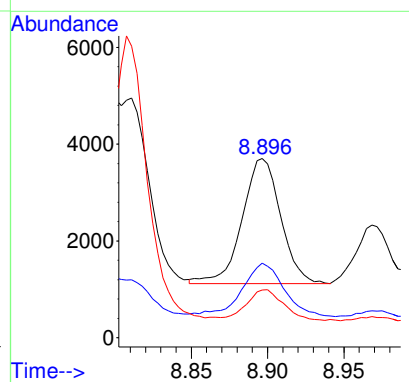
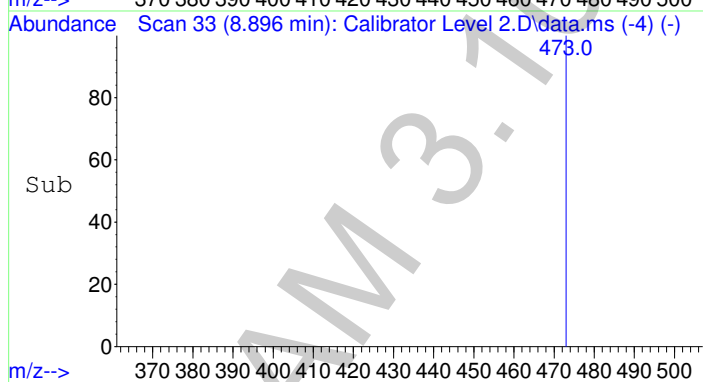
#1  
 Carboxy-THC-D9-TMS  
 Concen: 25.00 ng/mL m  
 RT: 8.859 min Scan# 22  
 Delta R.T. -0.000 min  
 Lab File: Calibrator Level 2.D  
 Acq: 19 Mar 2015 20:13

Tgt Ion	Ratio	Resp	Lower	Upper
380	100	23209		
482	10.6	7.3	10.9	
497	20.8	17.4	26.0	



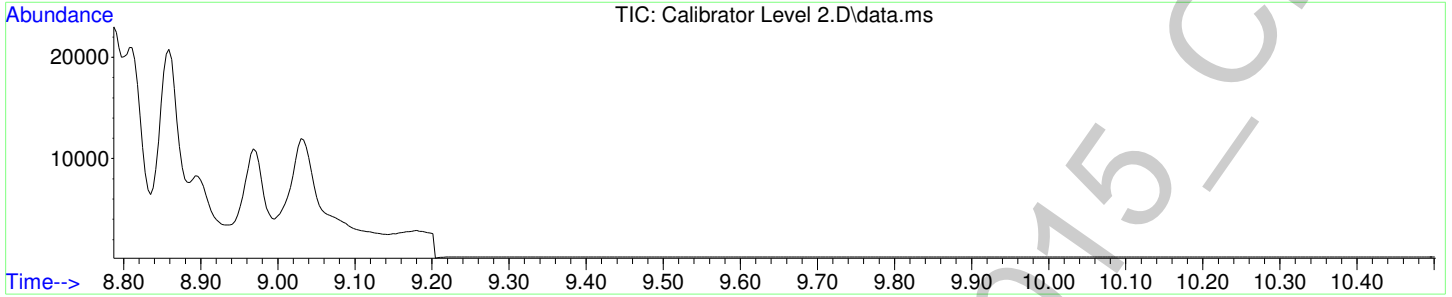
#2  
 Carboxy-THC-TMS  
 Concen: 6.67 ng/mL  
 RT: 8.896 min Scan# 33  
 Delta R.T. 0.000 min  
 Lab File: Calibrator Level 2.D  
 Acq: 19 Mar 2015 20:13

Tgt Ion	Ratio	Resp	Lower	Upper
371	100	4545		
473	46.4	32.2	48.2	
488	23.5	18.7	28.1	



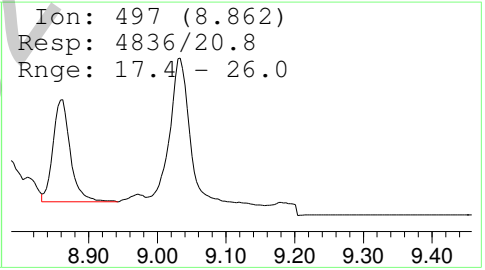
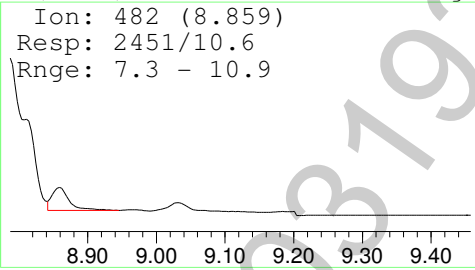
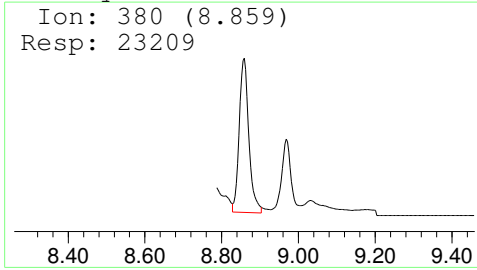
2

Data Path : F:\Data\031915CANN\  
Data File : Calibrator Level 2.D  
Acq On : 19 Mar 2015 20:13  
Operator : Pocatello Laboratory  
Sample : Calibrator Level 2: 5 ng/mL  
Misc : Analytical Method 3.10.1  
ALS Vial : 3 Sample Multiplier: 1



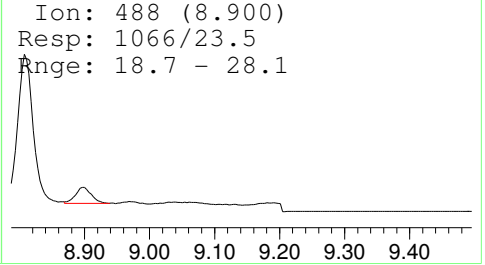
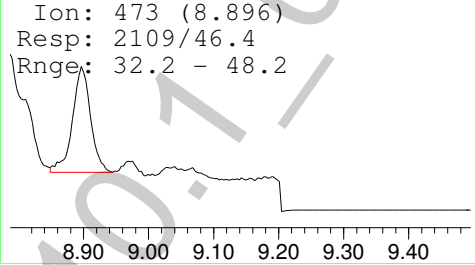
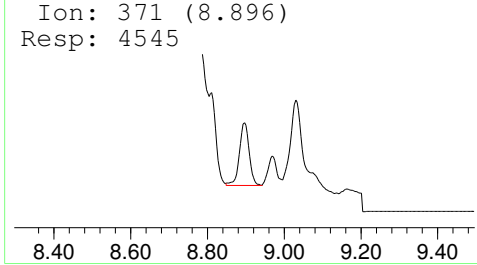
Carboxy-THC-D9-TMS

(ISTD) Amount: 25.00 ng/mL



Carboxy-THC-TMS

Amount: 6.67 ng/mL



2

Data Path : F:\Data\031915CANN\  
 Data File : Calibrator Level 3.D  
 Acq On : 19 Mar 2015 20:28  
 Operator : Pocatello Laboratory  
 Sample : Calibrator Level 3: 10 ng/mL  
 Misc : Analytical Method 3.10.1  
 ALS Vial : 4 Sample Multiplier: 1


Quant Time: Mar 20 11:22:18 2015  
 Quant Method : F:\Methods\CANN12282010.M  
 Quant Title : AM 3.10.1: Blood Carboxy-THC  
 QLast Update : Fri Mar 20 10:59:43 2015  
 Response via : Initial Calibration

Compound	R.T.	QIon	Response	Conc	Units	Dev(Min)
Internal Standards						
1) Carboxy-THC-D9-TMS	8.858	380	20563	25.00	ng/mL	0.00
Target Compounds						
2) Carboxy-THC-TMS	8.896	371	8513	11.80	ng/mL	Qvalue 100

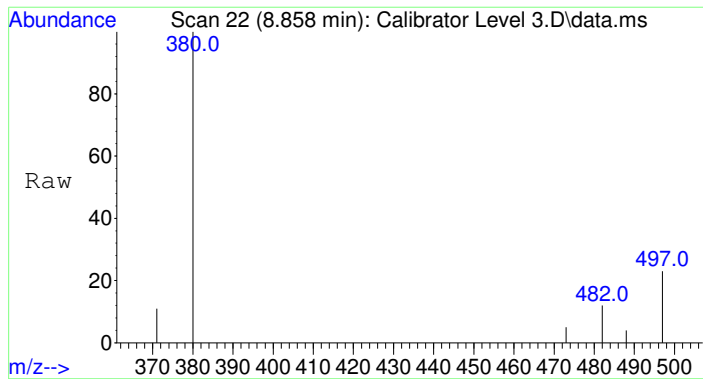
(#) = qualifier out of range (m) = manual integration (+) = signals summed

Data Path : F:\Data\031915CANN\  
Data File : Calibrator Level 3.D  
Acq On : 19 Mar 2015 20:28  
Operator : Pocatello Laboratory  
Sample : Calibrator Level 3: 10 ng/mL  
Misc : Analytical Method 3.10.1  
ALS Vial : 4 Sample Multiplier: 1

Quant Time: Mar 20 11:22:18 2015  
Quant Method : F:\Methods\CANN12282010.M  
Quant Title : AM 3.10.1: Blood Carboxy-THC  
QLast Update : Fri Mar 20 10:59:43 2015  
Response via : Initial Calibration

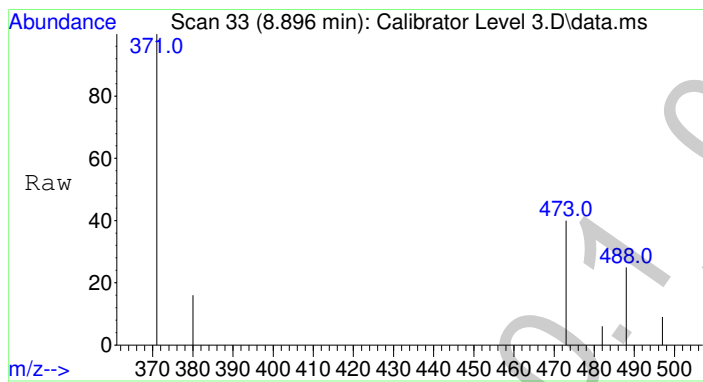
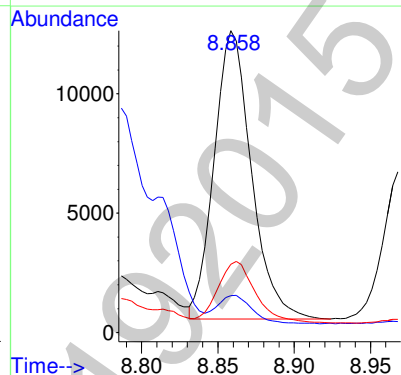
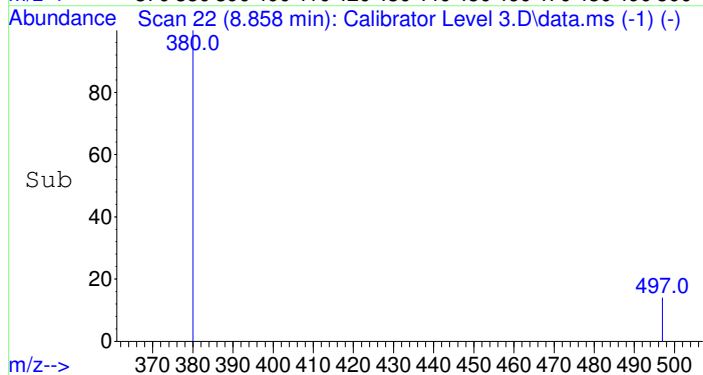


2



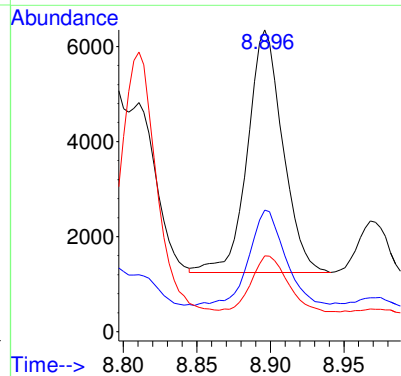
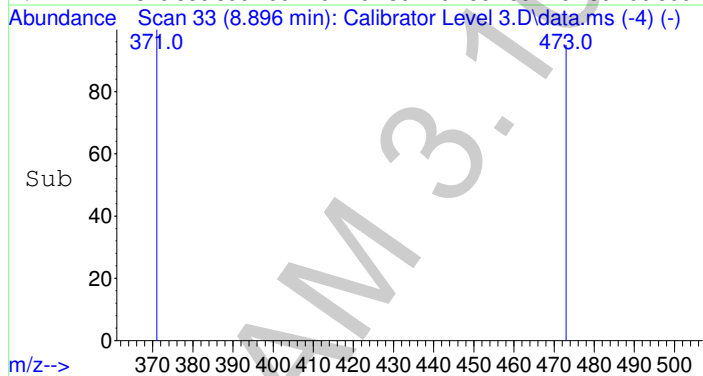
#1  
 Carboxy-THC-D9-TMS  
 Concen: 25.00 ng/mL  
 RT: 8.858 min Scan# 22  
 Delta R.T. -0.001 min  
 Lab File: Calibrator Level 3.D  
 Acq: 19 Mar 2015 20:28

Tgt Ion	Ratio	Resp	Lower	Upper
380	100	20563		
482	9.1	7.3	10.9	
497	21.7	17.4	26.0	



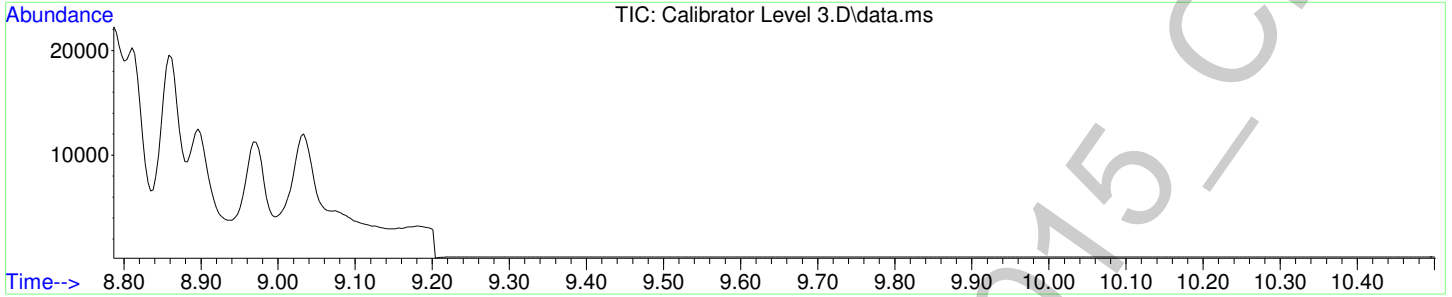
#2  
 Carboxy-THC-TMS  
 Concen: 11.80 ng/mL  
 RT: 8.896 min Scan# 33  
 Delta R.T. 0.000 min  
 Lab File: Calibrator Level 3.D  
 Acq: 19 Mar 2015 20:28

Tgt Ion	Ratio	Resp	Lower	Upper
371	100	8513		
473	40.2	32.2	48.2	
488	23.4	18.7	28.1	



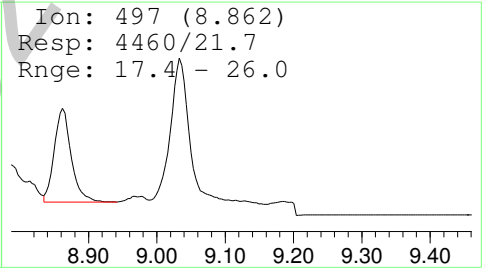
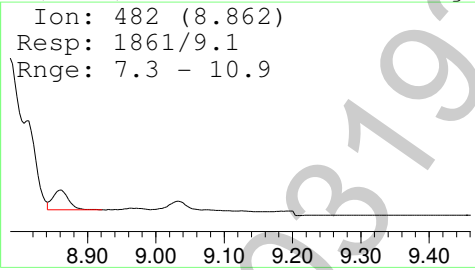
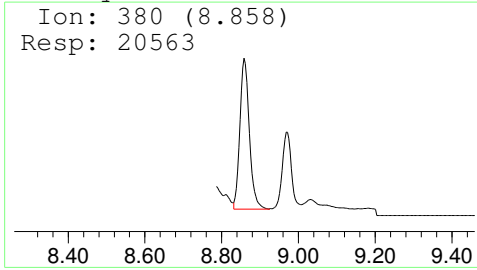
2

Data Path : F:\Data\031915CANN\  
 Data File : Calibrator Level 3.D  
 Acq On : 19 Mar 2015 20:28  
 Operator : Pocatello Laboratory  
 Sample : Calibrator Level 3: 10 ng/mL  
 Misc : Analytical Method 3.10.1  
 ALS Vial : 4 Sample Multiplier: 1



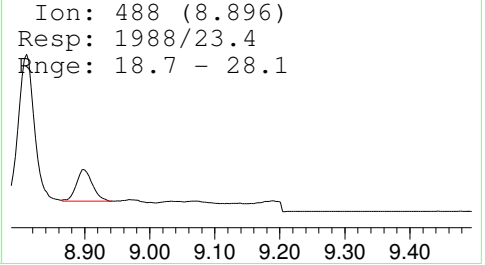
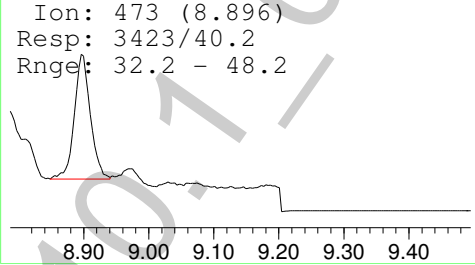
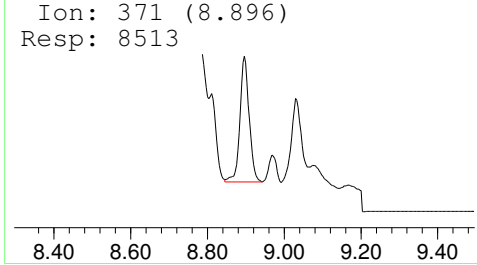
Carboxy-THC-D9-TMS

(ISTD) Amount: 25.00 ng/mL



Carboxy-THC-TMS

Amount: 11.80 ng/mL





Data Path : F:\Data\031915CANN\  
 Data File : Calibrator Level 4.D  
 Acq On : 19 Mar 2015 20:42  
 Operator : Pocatello Laboratory  
 Sample : Calibrator Level 4: 25 ng/mL  
 Misc : Analytical Method 3.10.1  
 ALS Vial : 5 Sample Multiplier: 1

Quant Time: Mar 20 11:23:01 2015  
 Quant Method : F:\Methods\CANN12282010.M  
 Quant Title : AM 3.10.1: Blood Carboxy-THC  
 QLast Update : Fri Mar 20 10:59:43 2015  
 Response via : Initial Calibration

Compound	R.T.	QIon	Response	Conc	Units	Dev(Min)
Internal Standards						
1) Carboxy-THC-D9-TMS	8.859	380	24879	25.00	ng/mL	0.00
Target Compounds						
2) Carboxy-THC-TMS	8.896	371	15163	16.41	ng/mL**	Qvalue 99


(#) = qualifier out of range (m) = manual integration (+) = signals summed

\*\*Quantity below 20% expected range- does not affect qualitative results.

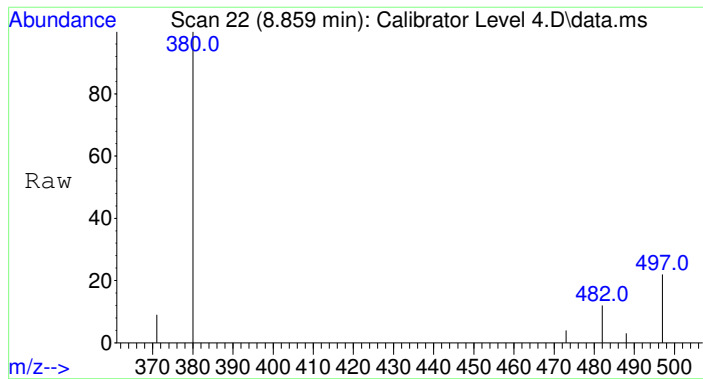
POC\_AM 3.10.1\_03192015\_CDS

Data Path : F:\Data\031915CANN\  
Data File : Calibrator Level 4.D  
Acq On : 19 Mar 2015 20:42  
Operator : Pocatello Laboratory  
Sample : Calibrator Level 4: 25 ng/mL  
Misc : Analytical Method 3.10.1  
ALS Vial : 5 Sample Multiplier: 1

Quant Time: Mar 20 11:23:01 2015  
Quant Method : F:\Methods\CANN12282010.M  
Quant Title : AM 3.10.1: Blood Carboxy-THC  
QLast Update : Fri Mar 20 10:59:43 2015  
Response via : Initial Calibration

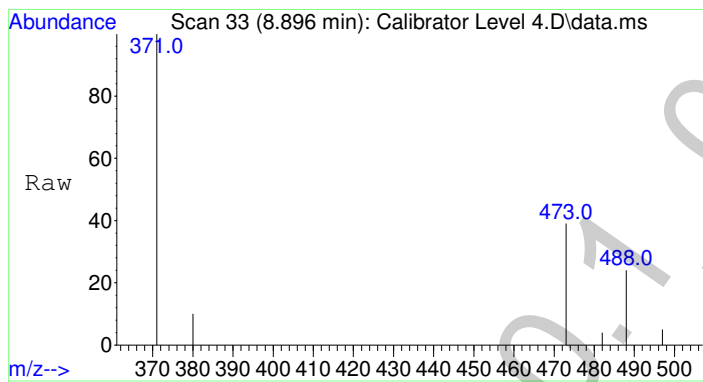
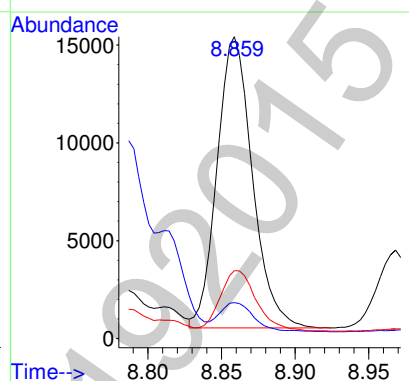
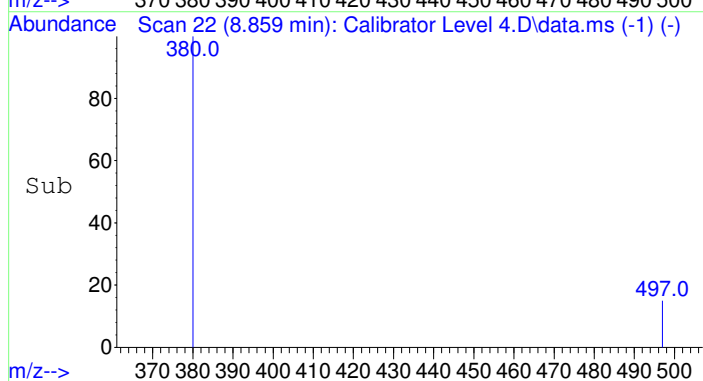


2



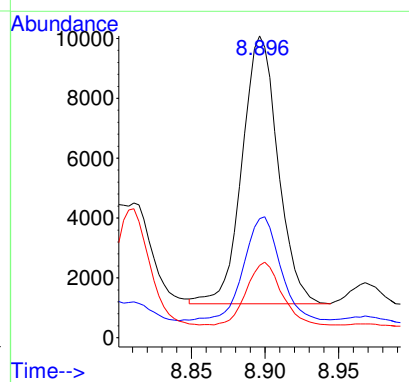
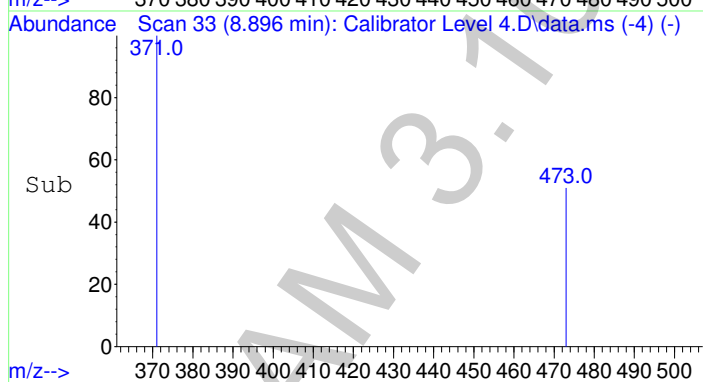
#1  
Carboxy-THC-D9-TMS  
Concen: 25.00 ng/mL  
RT: 8.859 min Scan# 22  
Delta R.T. -0.000 min  
Lab File: Calibrator Level 4.D  
Acq: 19 Mar 2015 20:42

Tgt Ion	Resp	Lower	Upper
380	24879	100	
482	9.8	7.3	10.9
497	21.6	17.4	26.0



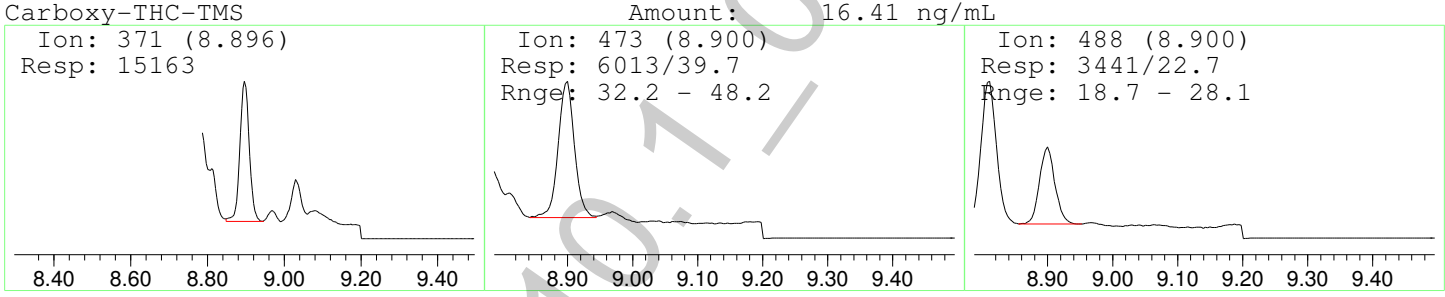
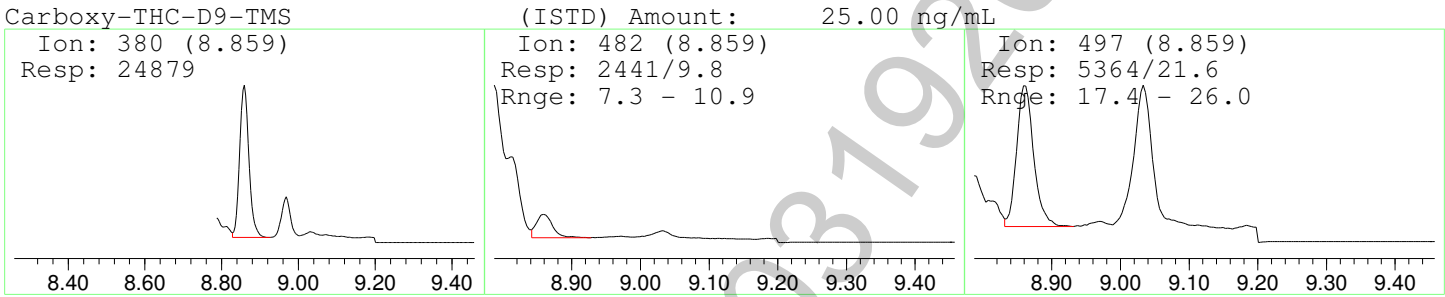
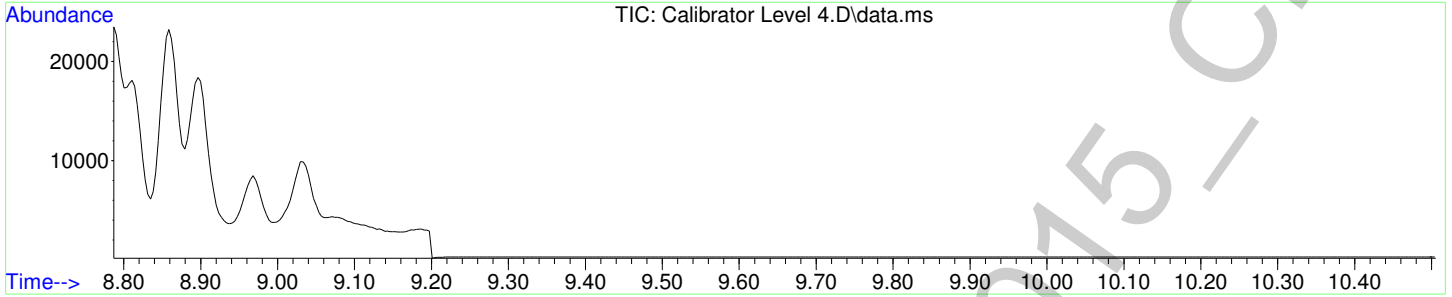
#2  
Carboxy-THC-TMS  
Concen: 16.41 ng/mL  
RT: 8.896 min Scan# 33  
Delta R.T. 0.000 min  
Lab File: Calibrator Level 4.D  
Acq: 19 Mar 2015 20:42

Tgt Ion	Resp	Lower	Upper
371	15163	100	
473	39.7	32.2	48.2
488	22.7	18.7	28.1



g

Data Path : F:\Data\031915CANN\  
 Data File : Calibrator Level 4.D  
 Acq On : 19 Mar 2015 20:42  
 Operator : Pocatello Laboratory  
 Sample : Calibrator Level 4: 25 ng/mL  
 Misc : Analytical Method 3.10.1  
 ALS Vial : 5 Sample Multiplier: 1



NOTE: This calibrator was removed from the calibration curve to obtain an appropriate R2 value.

Data Path : F:\Data\031915CANN\  
 Data File : Calibrator Level 5.D  
 Acq On : 19 Mar 2015 20:57  
 Operator : Pocatello Laboratory  
 Sample : Calibrator Level 5: 50 ng/mL  
 Misc : Analytical Method 3.10.1  
 ALS Vial : 6 Sample Multiplier: 1

Quant Time: Mar 20 11:31:00 2015  
 Quant Method : F:\Methods\CANN12282010.M  
 Quant Title : AM 3.10.1: Blood Carboxy-THC  
 QLast Update : Fri Mar 20 10:59:43 2015  
 Response via : Initial Calibration

Compound	R.T.	QIon	Response	Conc	Units	Dev(Min)
Internal Standards						
1) Carboxy-THC-D9-TMS	8.859	380	5647	25.00	ng/mL	*# 0.00
Target Compounds						
2) Carboxy-THC-TMS	8.896	371	51522	216.84	ng/mL	Qvalue 100


(#) = qualifier out of range (m) = manual integration (+) = signals summed

\*Refer to manual integration.

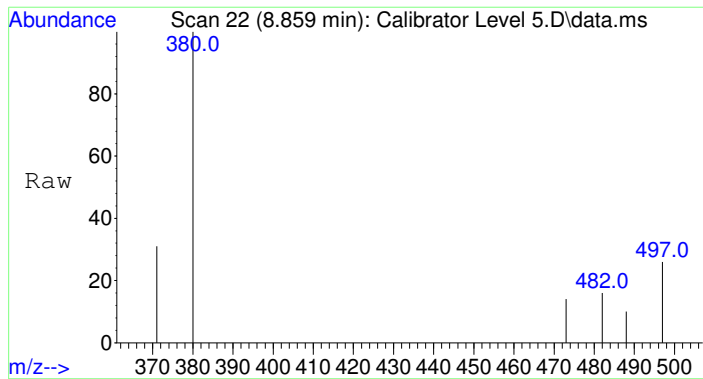
2

Data Path : F:\Data\031915CANN\  
Data File : Calibrator Level 5.D  
Acq On : 19 Mar 2015 20:57  
Operator : Pocatello Laboratory  
Sample : Calibrator Level 5: 50 ng/mL  
Misc : Analytical Method 3.10.1  
ALS Vial : 6 Sample Multiplier: 1

Quant Time: Mar 20 11:31:00 2015  
Quant Method : F:\Methods\CANN12282010.M  
Quant Title : AM 3.10.1: Blood Carboxy-THC  
QLast Update : Fri Mar 20 10:59:43 2015  
Response via : Initial Calibration

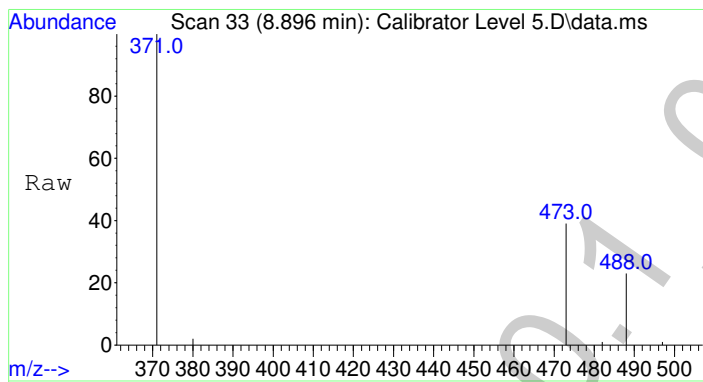
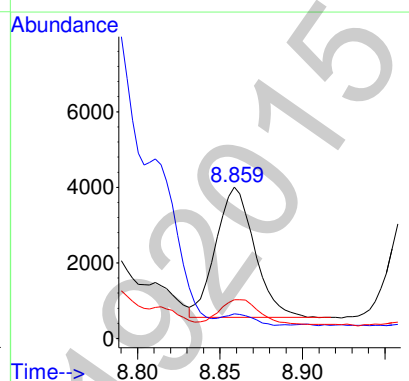
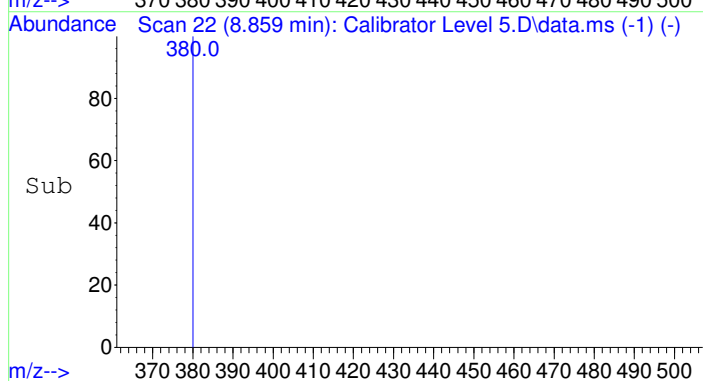


2



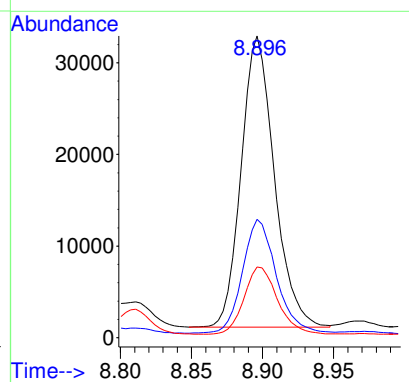
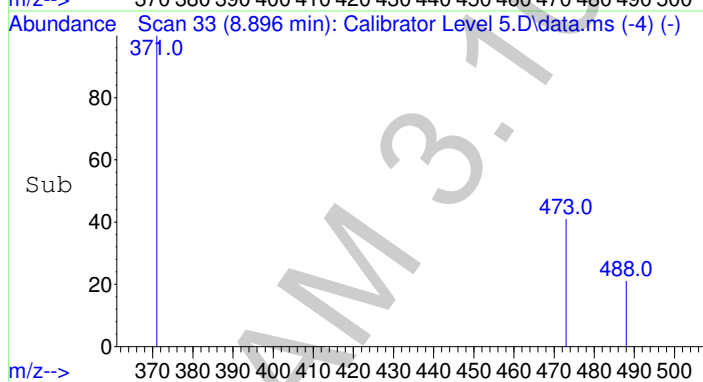
#1  
 Carboxy-THC-D9-TMS  
 Concen: 25.00 ng/mL  
 RT: 8.859 min Scan# 22  
 Delta R.T. -0.000 min  
 Lab File: Calibrator Level 5.D  
 Acq: 19 Mar 2015 20:57

Tgt Ion	Ratio	Resp	Lower	Upper
380	100	5647		
482	6.9	7.3	10.9#	
497	19.5	17.4	26.0	



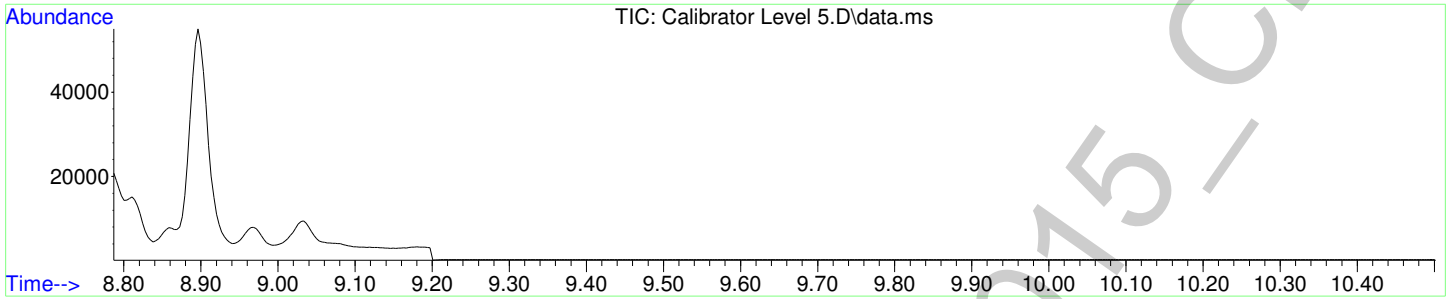
#2  
 Carboxy-THC-TMS  
 Concen: 216.84 ng/mL  
 RT: 8.896 min Scan# 33  
 Delta R.T. 0.000 min  
 Lab File: Calibrator Level 5.D  
 Acq: 19 Mar 2015 20:57

Tgt Ion	Ratio	Resp	Lower	Upper
371	100	51522		
473	39.9	32.2	48.2	
488	23.2	18.7	28.1	



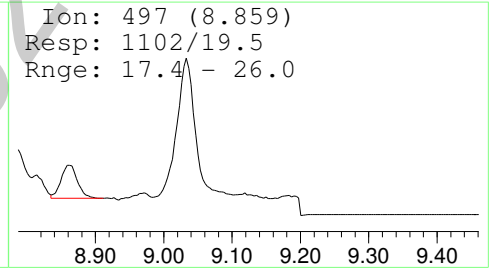
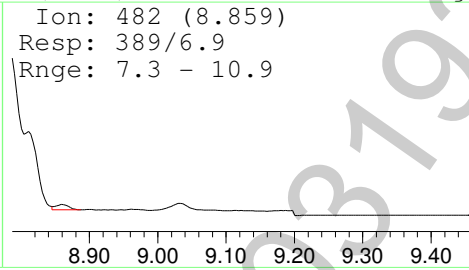
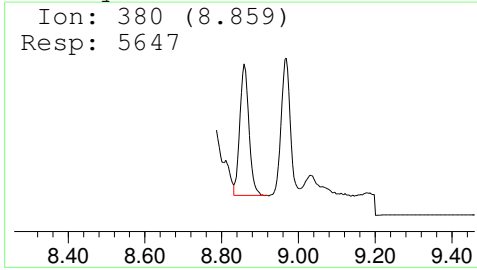
g

Data Path : F:\Data\031915CANN\  
 Data File : Calibrator Level 5.D  
 Acq On : 19 Mar 2015 20:57  
 Operator : Pocatello Laboratory  
 Sample : Calibrator Level 5: 50 ng/mL  
 Misc : Analytical Method 3.10.1  
 ALS Vial : 6 Sample Multiplier: 1



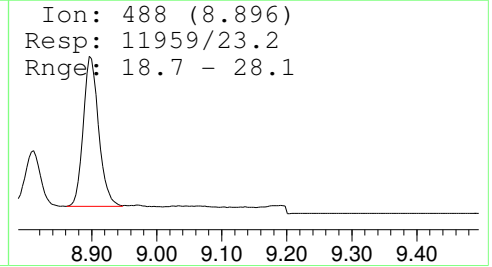
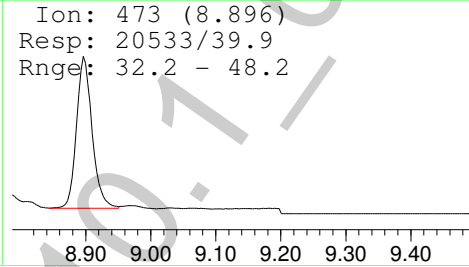
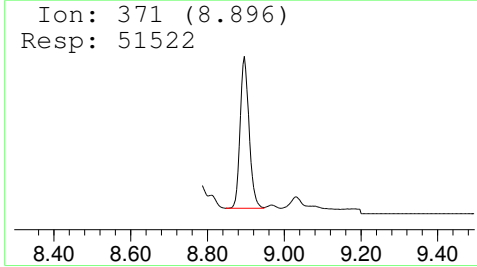
Carboxy-THC-D9-TMS

(ISTD) Amount: 25.00 ng/mL



Carboxy-THC-TMS

Amount: 216.84 ng/mL





2

Data Path : F:\Data\031915CANN\  
 Data File : Calibrator Level 5.D  
 Acq On : 19 Mar 2015 20:57  
 Operator : Pocatello Laboratory  
 Sample : Calibrator Level 5: 50 ng/mL  
 Misc : Analytical Method 3.10.1  
 ALS Vial : 6 Sample Multiplier: 1

Quant Time: Mar 20 11:31:00 2015  
 Quant Method : F:\Methods\CANN12282010.M  
 Quant Title : AM 3.10.1: Blood Carboxy-THC  
 QLast Update : Fri Mar 20 10:59:43 2015  
 Response via : Initial Calibration

Compound	R.T.	QIon	Response	Conc	Units	Dev(Min)
Internal Standards						
1) Carboxy-THC-D9-TMS	8.859	380	4703m	25.00	ng/mL	* 0.00
Target Compounds						
2) Carboxy-THC-TMS	8.896	371	51522	259.95	ng/mL	Qvalue 100


(#) = qualifier out of range (m) = manual integration (+) = signals summed

\*Manual integration successful. However, based on the target compound concentration, this calibrator was removed from the curve in order to establish an appropriate R2 value.

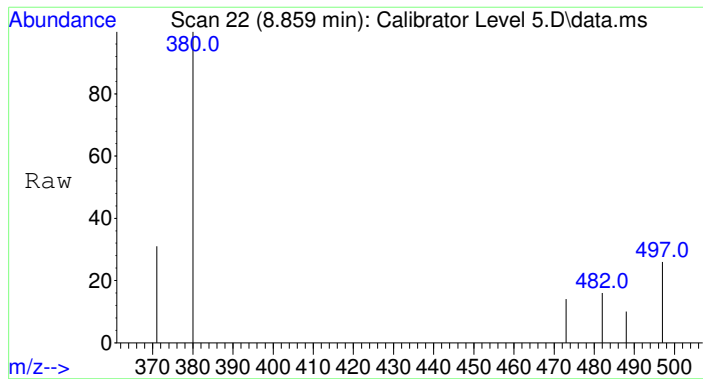
2

Data Path : F:\Data\031915CANN\  
Data File : Calibrator Level 5.D  
Acq On : 19 Mar 2015 20:57  
Operator : Pocatello Laboratory  
Sample : Calibrator Level 5: 50 ng/mL  
Misc : Analytical Method 3.10.1  
ALS Vial : 6 Sample Multiplier: 1

Quant Time: Mar 20 11:31:00 2015  
Quant Method : F:\Methods\CANN12282010.M  
Quant Title : AM 3.10.1: Blood Carboxy-THC  
QLast Update : Fri Mar 20 10:59:43 2015  
Response via : Initial Calibration

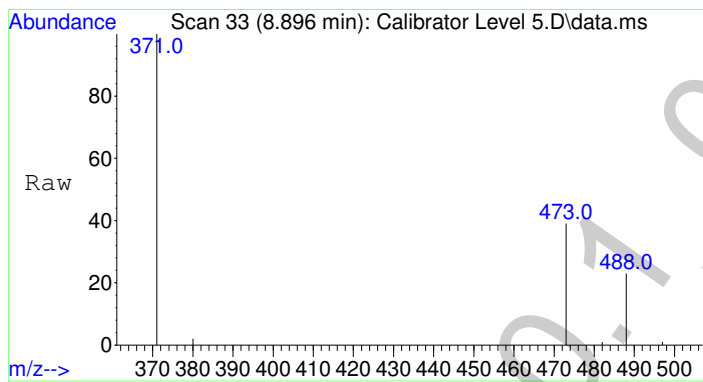
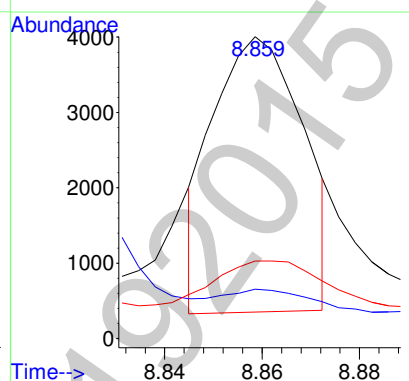
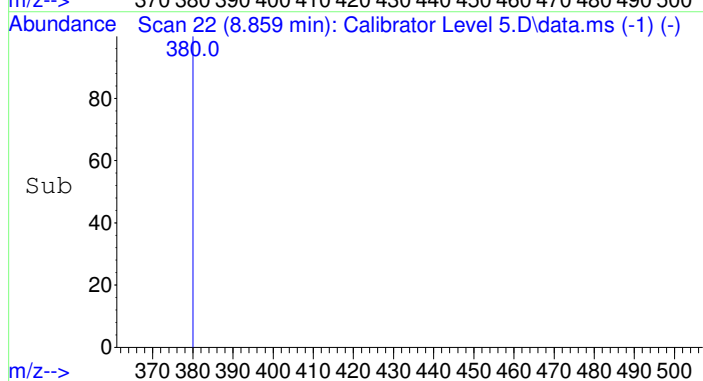


2



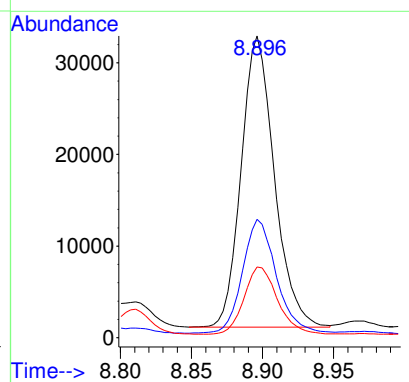
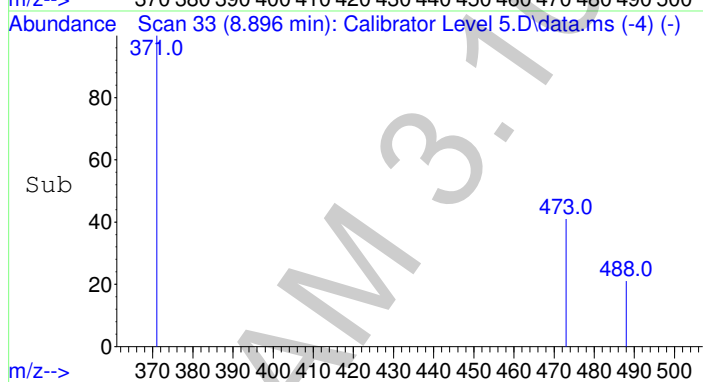
#1  
 Carboxy-THC-D9-TMS  
 Concen: 25.00 ng/mL m  
 RT: 8.859 min Scan# 22  
 Delta R.T. -0.000 min  
 Lab File: Calibrator Level 5.D  
 Acq: 19 Mar 2015 20:57

Tgt Ion	Ratio	Resp	Lower	Upper
380	100	4703		
482	8.3	7.3	10.9	
497	23.4	17.4	26.0	



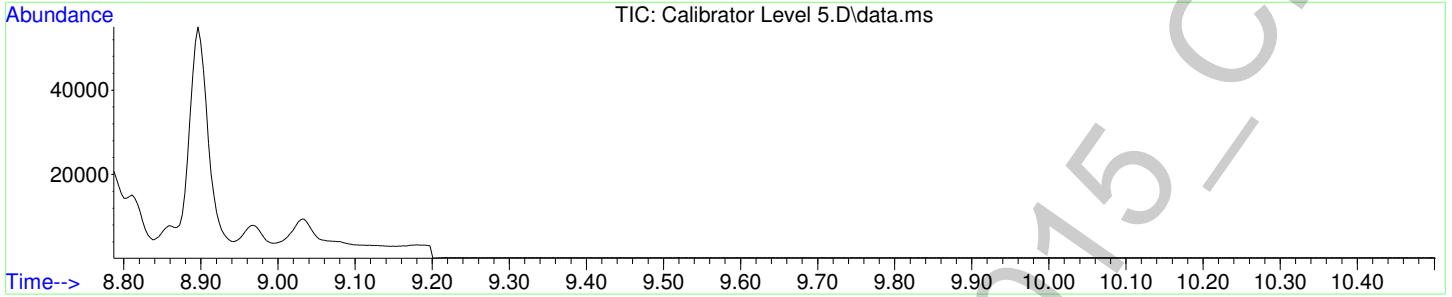
#2  
 Carboxy-THC-TMS  
 Concen: 259.95 ng/mL  
 RT: 8.896 min Scan# 33  
 Delta R.T. 0.000 min  
 Lab File: Calibrator Level 5.D  
 Acq: 19 Mar 2015 20:57

Tgt Ion	Ratio	Resp	Lower	Upper
371	100	51522		
473	39.9	32.2	48.2	
488	23.2	18.7	28.1	



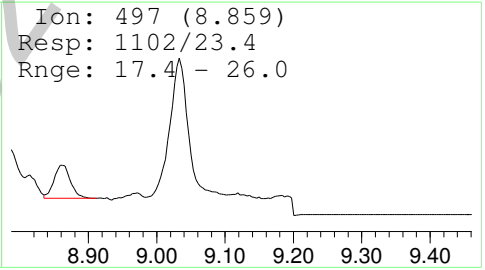
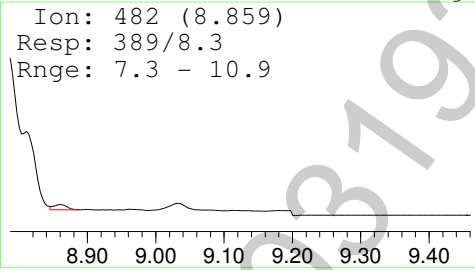
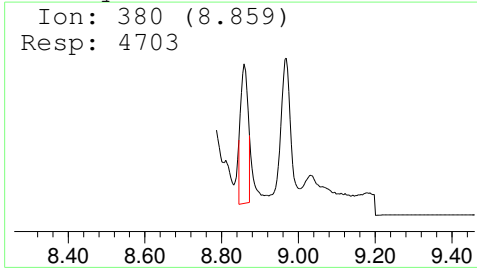
2

Data Path : F:\Data\031915CANN\  
Data File : Calibrator Level 5.D  
Acq On : 19 Mar 2015 20:57  
Operator : Pocatello Laboratory  
Sample : Calibrator Level 5: 50 ng/mL  
Misc : Analytical Method 3.10.1  
ALS Vial : 6 Sample Multiplier: 1



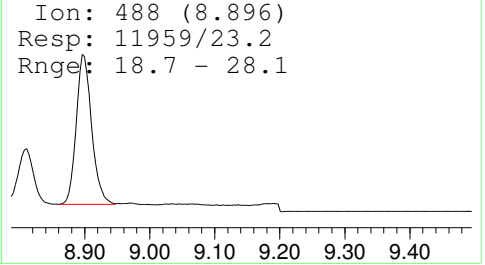
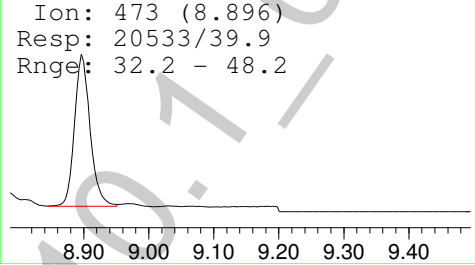
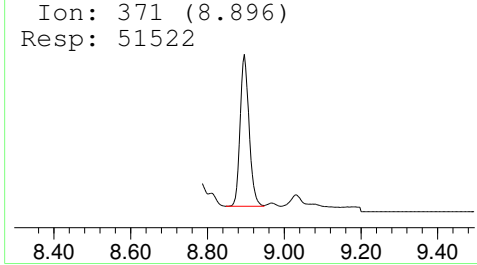
Carboxy-THC-D9-TMS

(ISTD) Amount: 25.00 ng/mL



Carboxy-THC-TMS

Amount: 259.95 ng/mL



2

Data Path : F:\Data\031915CANN\  
 Data File : Calibrator Level 6.D  
 Acq On : 19 Mar 2015 21:12  
 Operator : Pocatello Laboratory  
 Sample : Calibrator Level 6: 100 ng/mL  
 Misc : Analytical Method 3.10.1  
 ALS Vial : 7 Sample Multiplier: 1

Quant Time: Mar 20 11:35:35 2015  
 Quant Method : F:\Methods\CANN12282010.M  
 Quant Title : AM 3.10.1: Blood Carboxy-THC  
 QLast Update : Fri Mar 20 10:58:42 2015  
 Response via : Initial Calibration

Compound	R.T.	QIon	Response	Conc	Units	Dev(Min)
Internal Standards						
1) Carboxy-THC-D9-TMS	8.859	380	21581	25.00	ng/mL	*# 0.00
Target Compounds						
2) Carboxy-THC-TMS	8.896	371	91433	101.80	ng/mL	Qvalue 98

(#) = qualifier out of range (m) = manual integration (+) = signals summed


\*Refer to manual integration.

POC\_AM 3.10.1\_03192015\_CDS

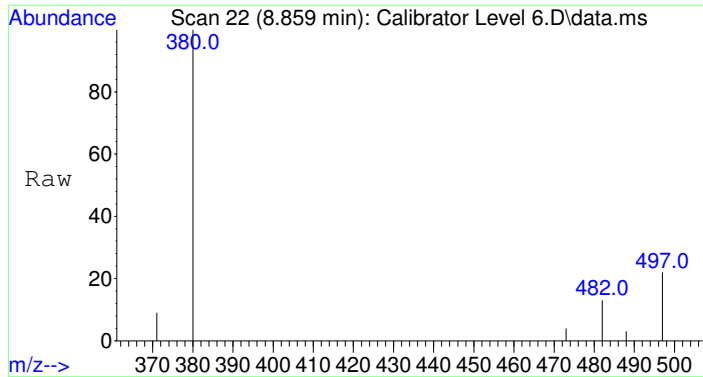
2

Data Path : F:\Data\031915CANN\  
Data File : Calibrator Level 6.D  
Acq On : 19 Mar 2015 21:12  
Operator : Pocatello Laboratory  
Sample : Calibrator Level 6: 100 ng/mL  
Misc : Analytical Method 3.10.1  
ALS Vial : 7 Sample Multiplier: 1

Quant Time: Mar 20 11:35:35 2015  
Quant Method : F:\Methods\CANN12282010.M  
Quant Title : AM 3.10.1: Blood Carboxy-THC  
QLast Update : Fri Mar 20 10:58:42 2015  
Response via : Initial Calibration

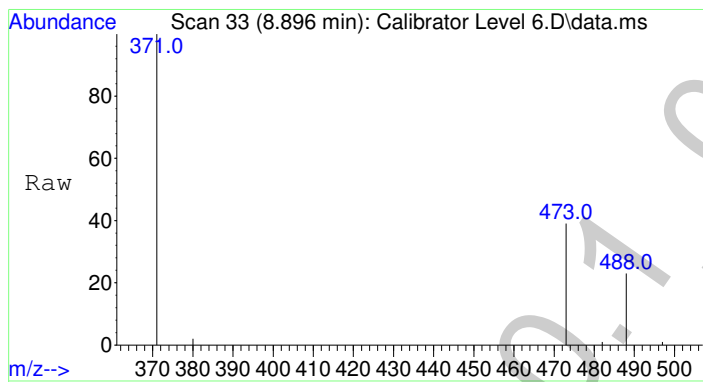
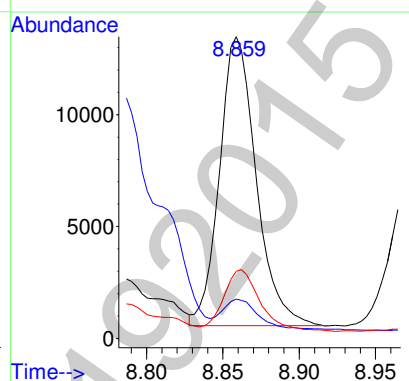
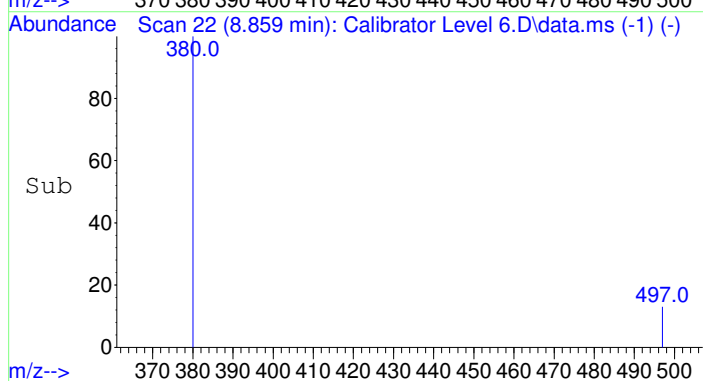


2



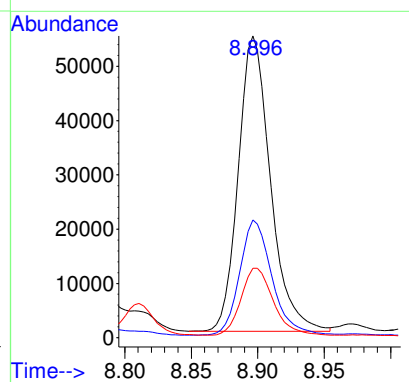
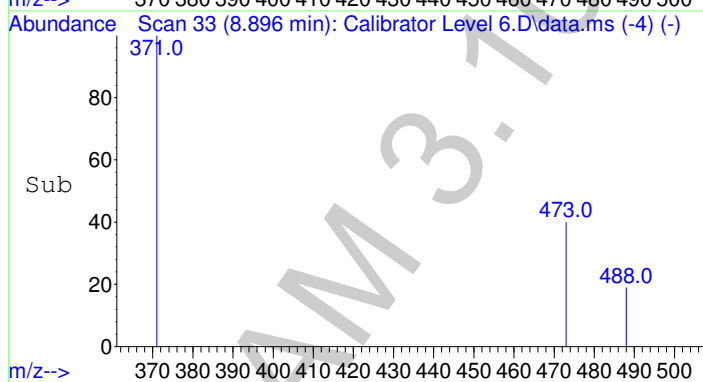
#1  
 Carboxy-THC-D9-TMS  
 Concen: 25.00 ng/mL  
 RT: 8.859 min Scan# 22  
 Delta R.T. -0.000 min  
 Lab File: Calibrator Level 6.D  
 Acq: 19 Mar 2015 21:12

Tgt Ion	Ratio	Resp	Lower	Upper
380	100	21581		
482	11.1	7.3	10.9#	
497	21.3	17.4	26.0	



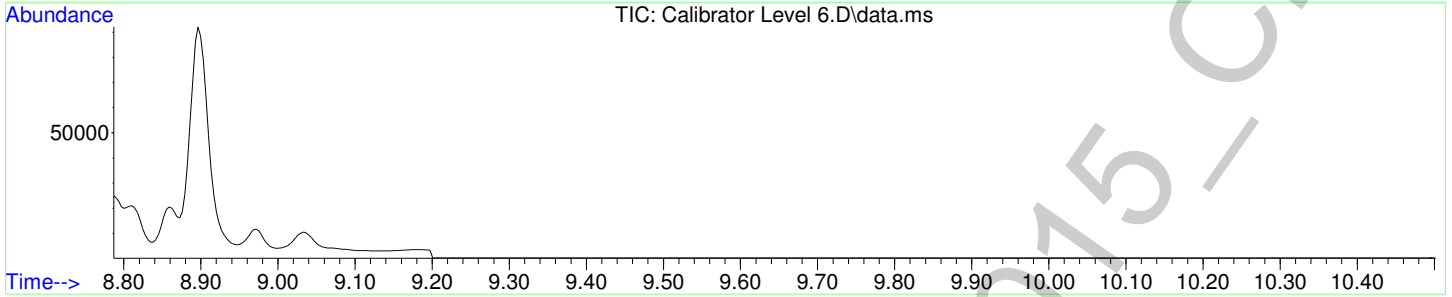
#2  
 Carboxy-THC-TMS  
 Concen: 101.80 ng/mL  
 RT: 8.896 min Scan# 33  
 Delta R.T. 0.000 min  
 Lab File: Calibrator Level 6.D  
 Acq: 19 Mar 2015 21:12

Tgt Ion	Ratio	Resp	Lower	Upper
371	100	91433		
473	39.1	32.2	48.2	
488	22.8	18.7	28.1	



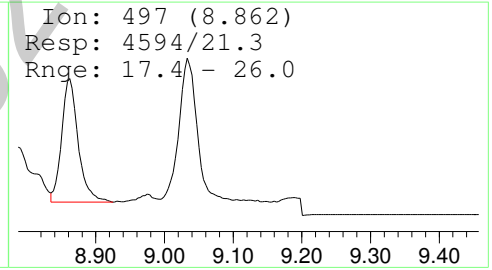
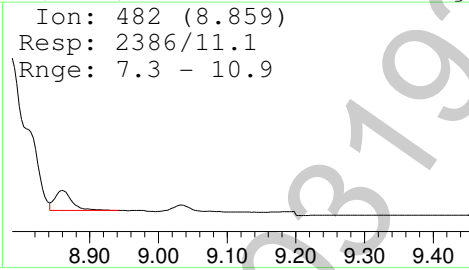
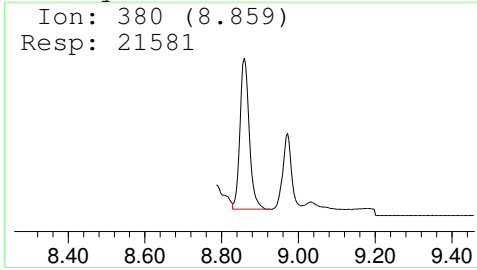
2

Data Path : F:\Data\031915CANN\  
 Data File : Calibrator Level 6.D  
 Acq On : 19 Mar 2015 21:12  
 Operator : Pocatello Laboratory  
 Sample : Calibrator Level 6: 100 ng/mL  
 Misc : Analytical Method 3.10.1  
 ALS Vial : 7 Sample Multiplier: 1



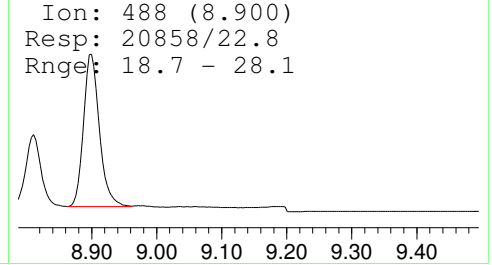
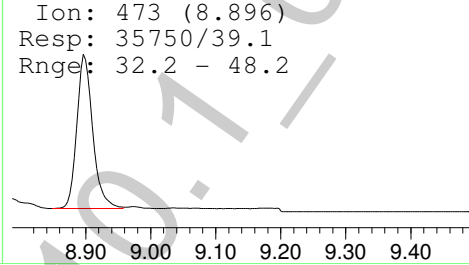
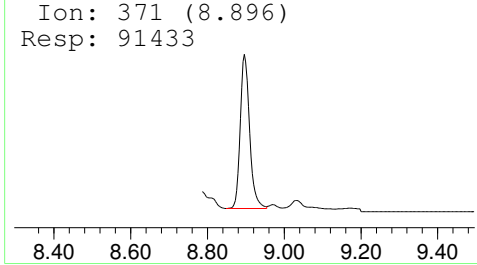
Carboxy-THC-D9-TMS

(ISTD) Amount: 25.00 ng/mL



Carboxy-THC-TMS

Amount: 101.80 ng/mL





2

Data Path : F:\Data\031915CANN\  
 Data File : Calibrator Level 6.D  
 Acq On : 19 Mar 2015 21:12  
 Operator : Pocatello Laboratory  
 Sample : Calibrator Level 6: 100 ng/mL  
 Misc : Analytical Method 3.10.1  
 ALS Vial : 7 Sample Multiplier: 1

Quant Time: Mar 20 11:35:35 2015  
 Quant Method : F:\Methods\CANN12282010.M  
 Quant Title : AM 3.10.1: Blood Carboxy-THC  
 QLast Update : Fri Mar 20 10:58:42 2015  
 Response via : Initial Calibration

Compound	R.T.	QIon	Response	Conc	Units	Dev(Min)
Internal Standards						
1) Carboxy-THC-D9-TMS	8.859	380	23554m	25.00	ng/mL *	0.00
Target Compounds						
2) Carboxy-THC-TMS	8.896	371	91433	93.44	ng/mL	Qvalue 98

(#) = qualifier out of range (m) = manual integration (+) = signals summed


\*Manual integration successful.

POC\_AM 3.10.1\_03192015\_CDS

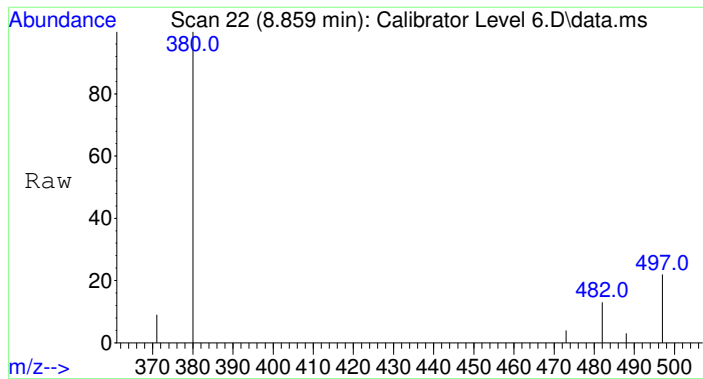
2

Data Path : F:\Data\031915CANN\  
Data File : Calibrator Level 6.D  
Acq On : 19 Mar 2015 21:12  
Operator : Pocatello Laboratory  
Sample : Calibrator Level 6: 100 ng/mL  
Misc : Analytical Method 3.10.1  
ALS Vial : 7 Sample Multiplier: 1

Quant Time: Mar 20 11:35:35 2015  
Quant Method : F:\Methods\CANN12282010.M  
Quant Title : AM 3.10.1: Blood Carboxy-THC  
QLast Update : Fri Mar 20 10:58:42 2015  
Response via : Initial Calibration

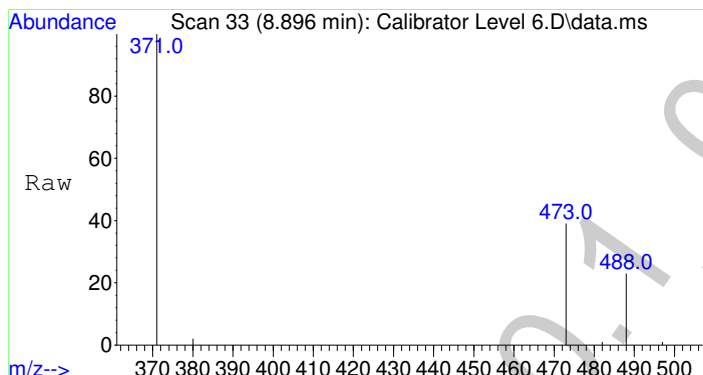
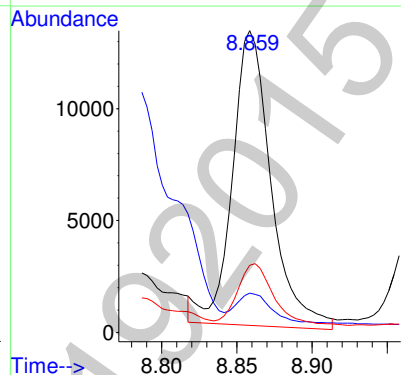
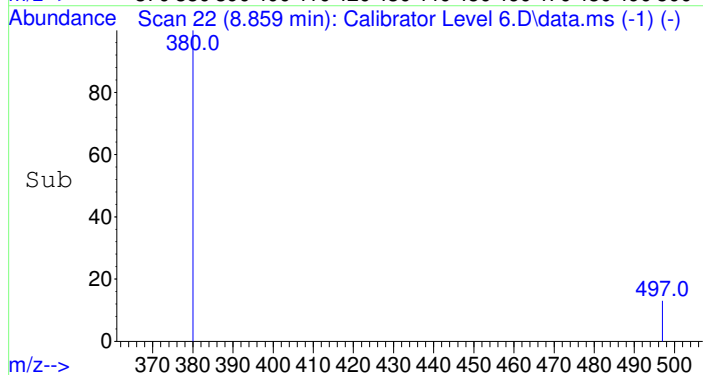


2



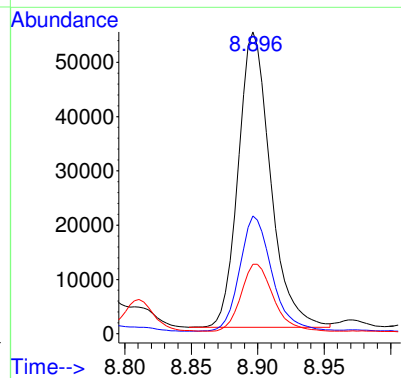
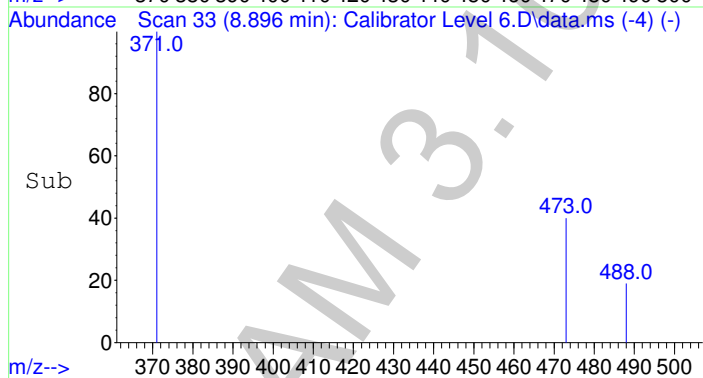
#1  
 Carboxy-THC-D9-TMS  
 Concen: 25.00 ng/mL m  
 RT: 8.859 min Scan# 22  
 Delta R.T. -0.000 min  
 Lab File: Calibrator Level 6.D  
 Acq: 19 Mar 2015 21:12

Tgt Ion	Ratio	Resp	Lower	Upper
380	100	23554		
482	10.1	7.3	10.9	
497	19.5	17.4	26.0	



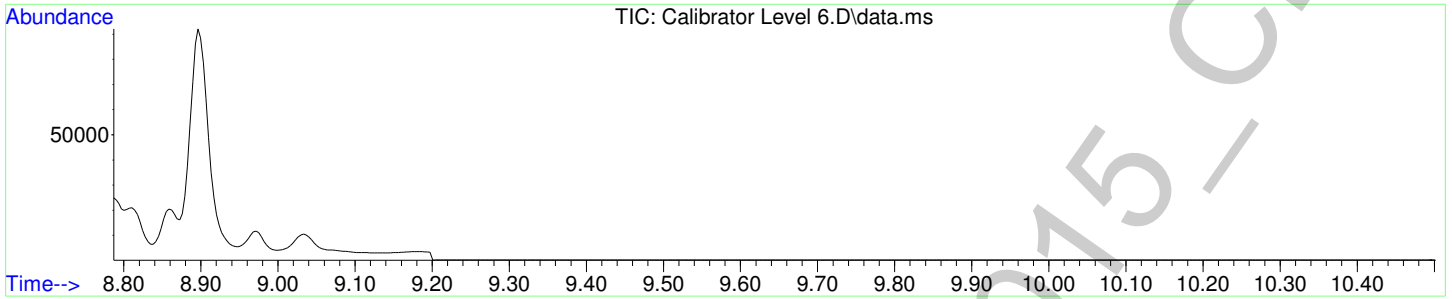
#2  
 Carboxy-THC-TMS  
 Concen: 93.44 ng/mL  
 RT: 8.896 min Scan# 33  
 Delta R.T. 0.000 min  
 Lab File: Calibrator Level 6.D  
 Acq: 19 Mar 2015 21:12

Tgt Ion	Ratio	Resp	Lower	Upper
371	100	91433		
473	39.1	32.2	48.2	
488	22.8	18.7	28.1	



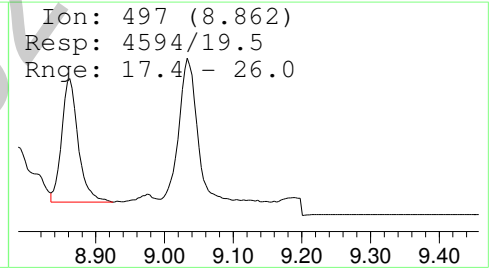
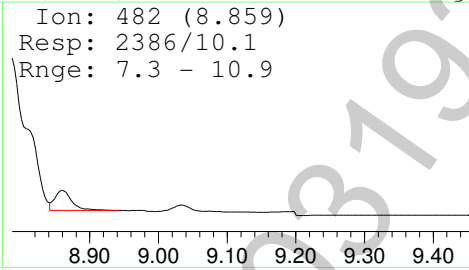
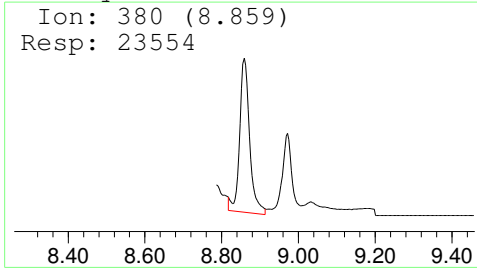
2

Data Path : F:\Data\031915CANN\  
 Data File : Calibrator Level 6.D  
 Acq On : 19 Mar 2015 21:12  
 Operator : Pocatello Laboratory  
 Sample : Calibrator Level 6: 100 ng/mL  
 Misc : Analytical Method 3.10.1  
 ALS Vial : 7 Sample Multiplier: 1



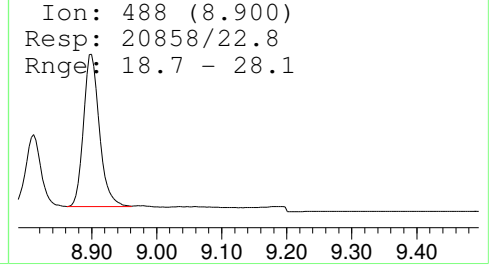
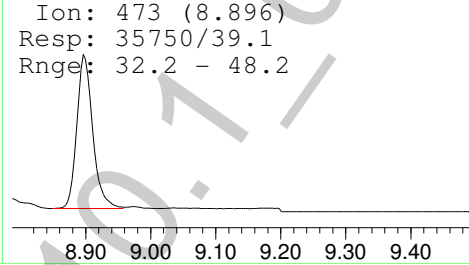
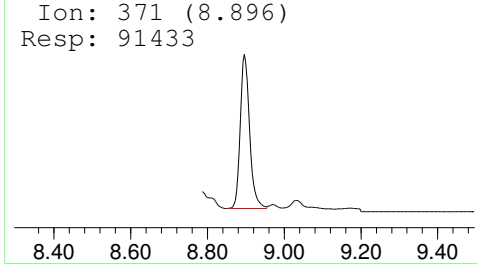
Carboxy-THC-D9-TMS

(ISTD) Amount: 25.00 ng/mL



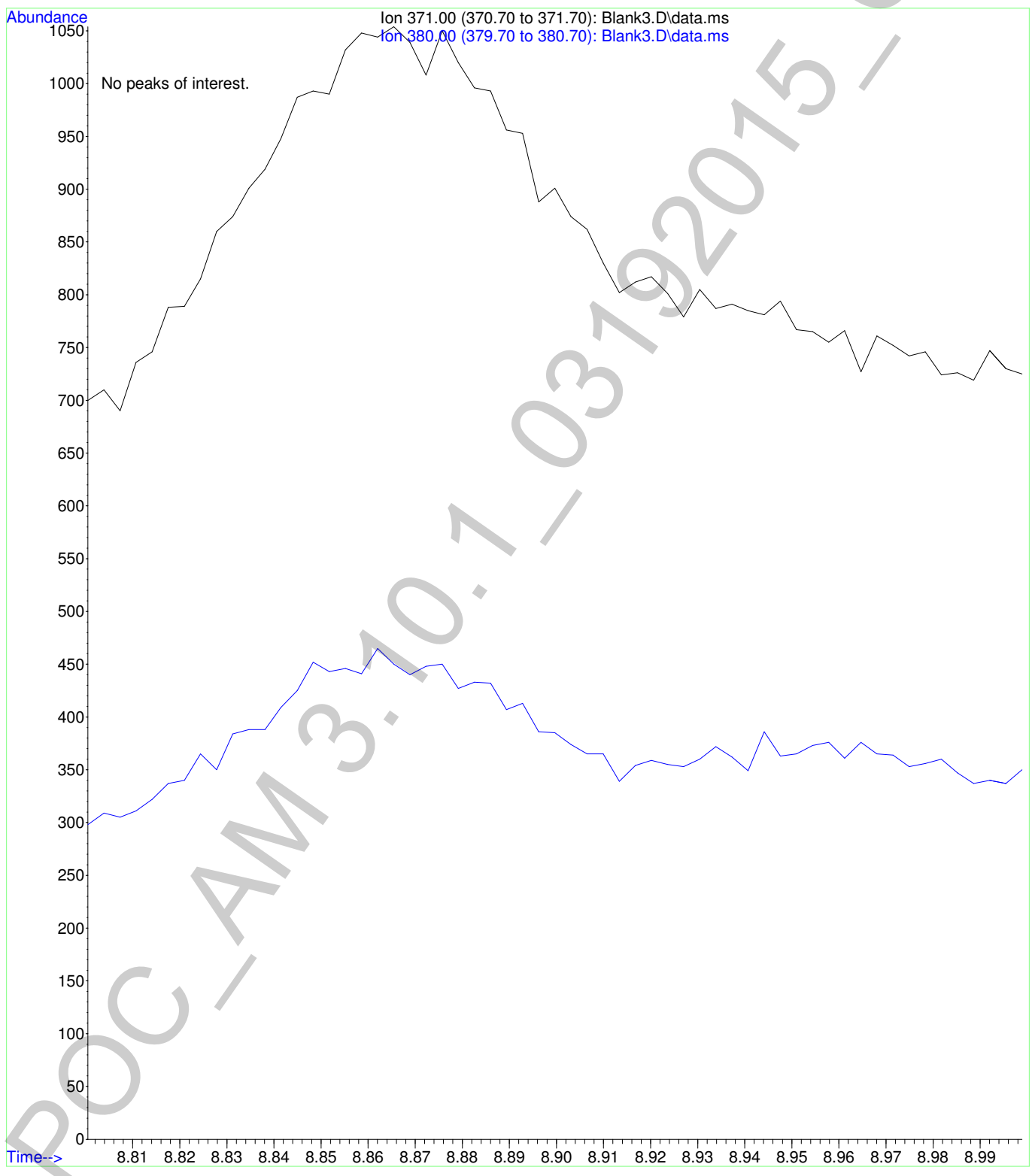
Carboxy-THC-TMS

Amount: 93.44 ng/mL



6

File :F:\Data\031915CANN\Blank3.D  
Operator : Pocatello Laboratory  
Acquired : 19 Mar 2015 21:27 using AcqMethod CANN-11-10-2010.M  
Instrument : Bones  
Sample Name: Blank  
Misc Info : CHCl3  
Vial Number: 98



g

Data Path : F:\Data\031915MJ\  
 Data File : Low Control-1.D  
 Acq On : 19 Mar 2015 23:10  
 Operator : Pocatello Laboratory  
 Sample : Low Control: 6 ng/mL  
 Misc : Analytical Method 3.10.1  
 ALS Vial : 11 Sample Multiplier: 1

Quant Time: Mar 20 13:34:38 2015  
 Quant Method : F:\Methods\CANN12282010.M  
 Quant Title : AM 3.10.1: Blood Carboxy-THC  
 QLast Update : Fri Mar 20 13:34:32 2015  
 Response via : Initial Calibration

Compound	R.T.	QIon	Response	Conc	Units	Dev(Min)
Internal Standards						
1) Carboxy-THC-D9-TMS	8.859	380	17123	25.00	ng/mL	0.00
Target Compounds						
2) Carboxy-THC-TMS	8.896	371	6239	10.64	ng/mL	Qvalue * 92

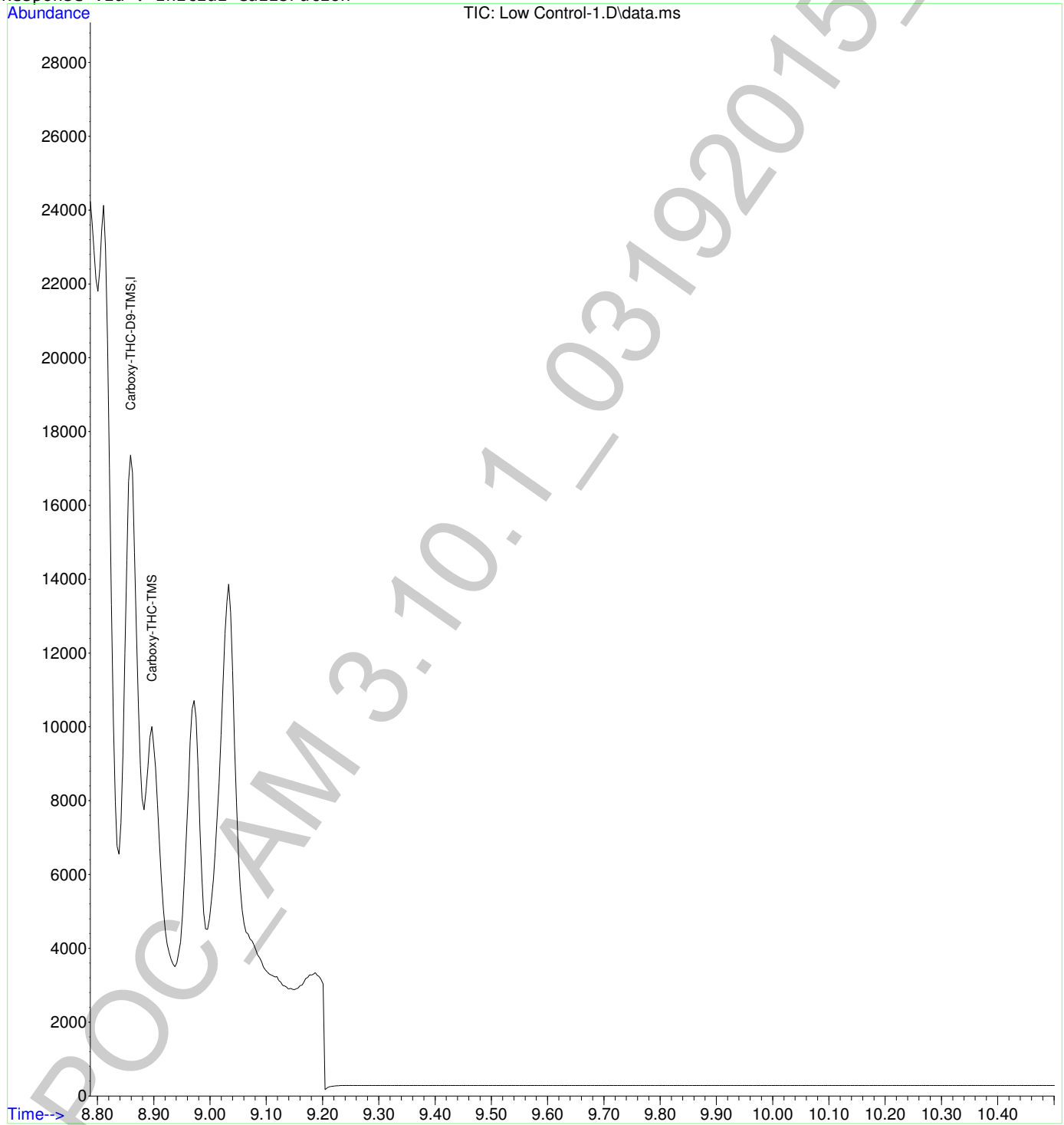
(#) = qualifier out of range (m) = manual integration (+) = signals summed

\*Quantity exceeds 20% expected range- does not affect qualitative results.

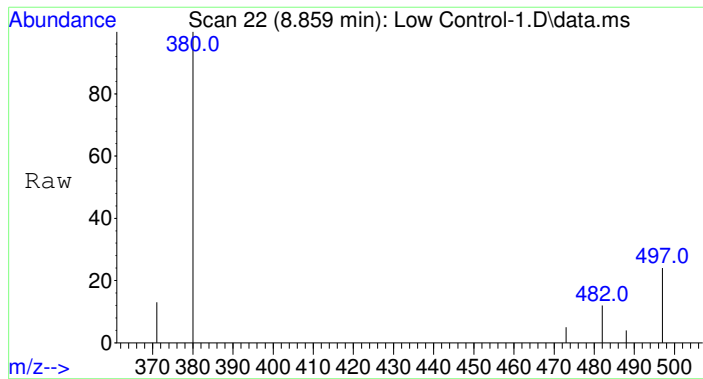
6

Data Path : F:\Data\031915MJ\  
Data File : Low Control-1.D  
Acq On : 19 Mar 2015 23:10  
Operator : Pocatello Laboratory  
Sample : Low Control: 6 ng/mL  
Misc : Analytical Method 3.10.1  
ALS Vial : 11 Sample Multiplier: 1

Quant Time: Mar 20 13:34:38 2015  
Quant Method : F:\Methods\CANN12282010.M  
Quant Title : AM 3.10.1: Blood Carboxy-THC  
QLast Update : Fri Mar 20 13:34:32 2015  
Response via : Initial Calibration

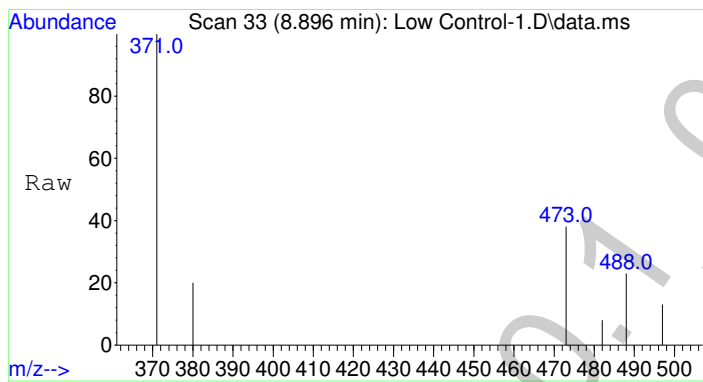
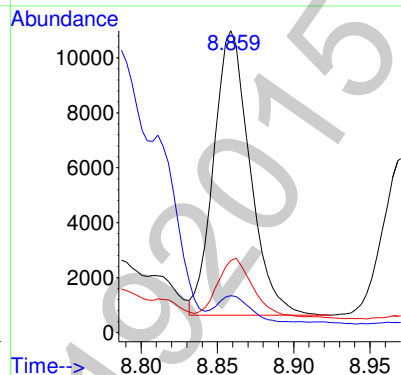
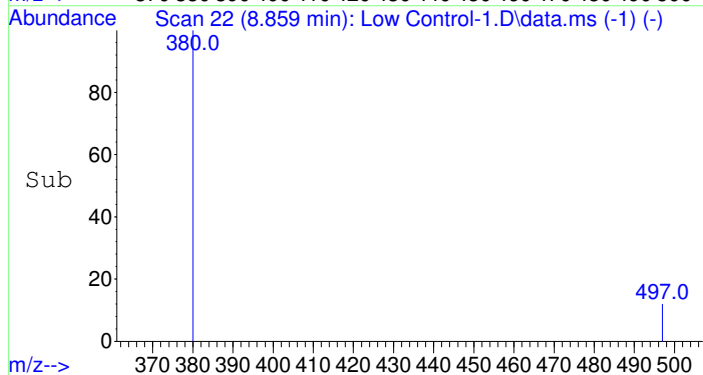


6



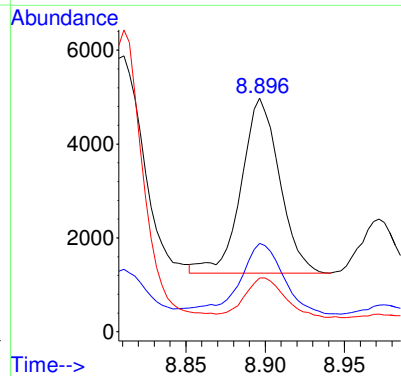
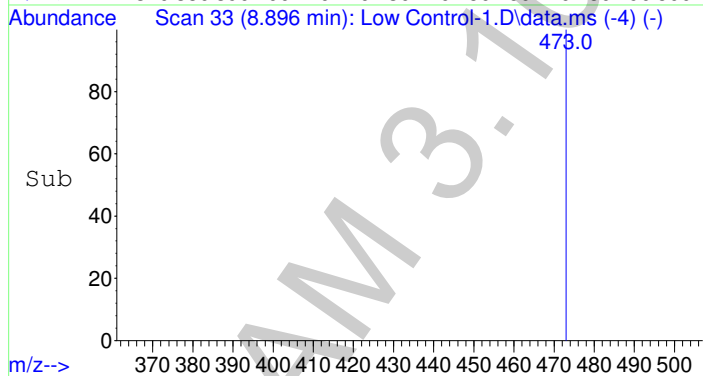
#1  
 Carboxy-THC-D9-TMS  
 Concen: 25.00 ng/mL  
 RT: 8.859 min Scan# 22  
 Delta R.T. -0.000 min  
 Lab File: Low Control-1.D  
 Acq: 19 Mar 2015 23:10

Tgt Ion	Ratio	Resp	Lower	Upper
380	100	17123		
482	10.7	7.3	10.9	
497	19.7	17.4	26.0	



#2  
 Carboxy-THC-TMS  
 Concen: 10.64 ng/mL  
 RT: 8.896 min Scan# 33  
 Delta R.T. 0.000 min  
 Lab File: Low Control-1.D  
 Acq: 19 Mar 2015 23:10

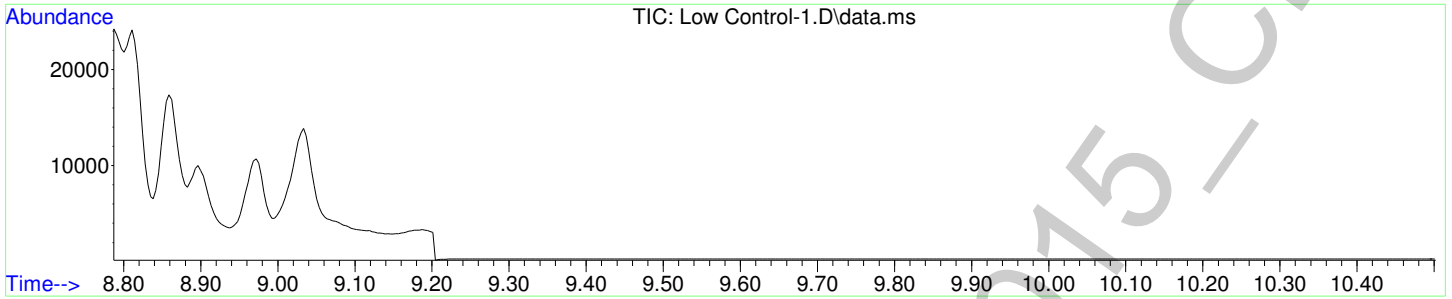
Tgt Ion	Ratio	Resp	Lower	Upper
371	100	6239		
473	47.1	32.2	48.2	
488	24.0	18.7	28.1	





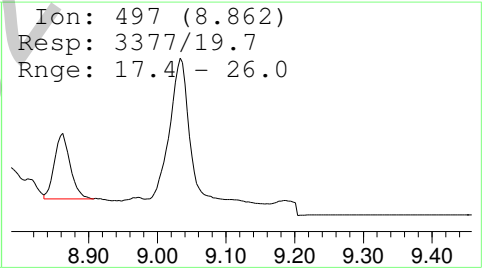
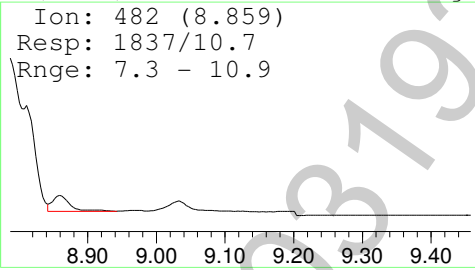
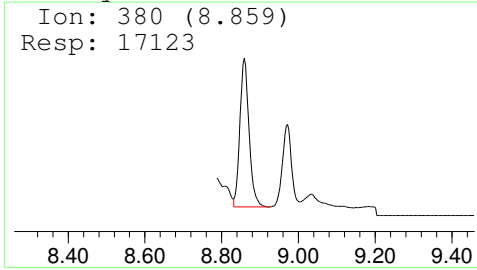
2

Data Path : F:\Data\031915MJ\  
 Data File : Low Control-1.D  
 Acq On : 19 Mar 2015 23:10  
 Operator : Pocatello Laboratory  
 Sample : Low Control: 6 ng/mL  
 Misc : Analytical Method 3.10.1  
 ALS Vial : 11 Sample Multiplier: 1



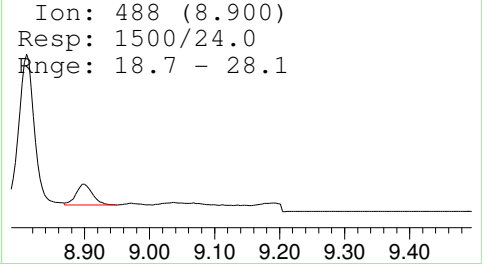
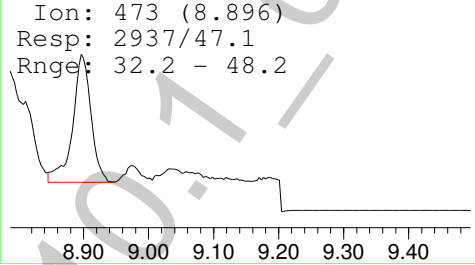
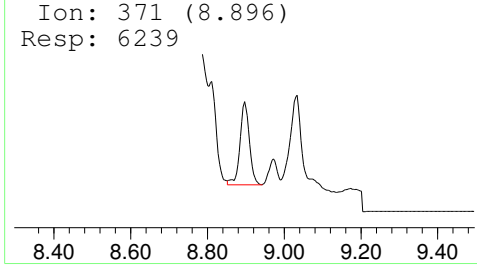
Carboxy-THC-D9-TMS

(ISTD) Amount: 25.00 ng/mL



Carboxy-THC-TMS

Amount: 10.64 ng/mL



Data Path : F:\Data\031915MJ\  
 Data File : Low Control-2.D  
 Acq On : 20 Mar 2015 1:40  
 Operator : Pocatello Laboratory  
 Sample : Low Control: 6 ng/mL  
 Misc : Analytical Method 3.10.1  
 ALS Vial : 16 Sample Multiplier: 1

Quant Time: Mar 20 13:40:04 2015  
 Quant Method : F:\Methods\CANN12282010.M  
 Quant Title : AM 3.10.1: Blood Carboxy-THC  
 QLast Update : Fri Mar 20 13:34:32 2015  
 Response via : Initial Calibration

Compound	R.T.	QIon	Response	Conc	Units	Dev(Min)
Internal Standards						
1) Carboxy-THC-D9-TMS	8.859	380	22766	25.00	ng/mL	0.00
Target Compounds						
2) Carboxy-THC-TMS	8.896	371	5849	8.11	ng/mL**	Qvalue 93

(#) = qualifier out of range (m) = manual integration (+) = signals summed


\*\*Quantity exceeds 20% expected range- does not affect qualitative results.

POC\_AM 3.10.1\_03192015\_CDS

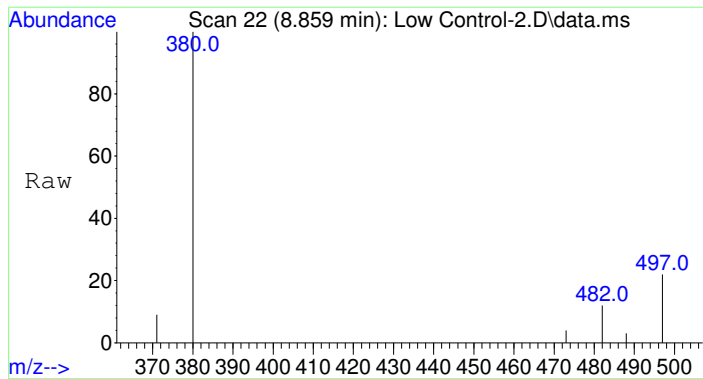
6

Data Path : F:\Data\031915MJ\  
Data File : Low Control-2.D  
Acq On : 20 Mar 2015 1:40  
Operator : Pocatello Laboratory  
Sample : Low Control: 6 ng/mL  
Misc : Analytical Method 3.10.1  
ALS Vial : 16 Sample Multiplier: 1

Quant Time: Mar 20 13:40:04 2015  
Quant Method : F:\Methods\CANN12282010.M  
Quant Title : AM 3.10.1: Blood Carboxy-THC  
QLast Update : Fri Mar 20 13:34:32 2015  
Response via : Initial Calibration

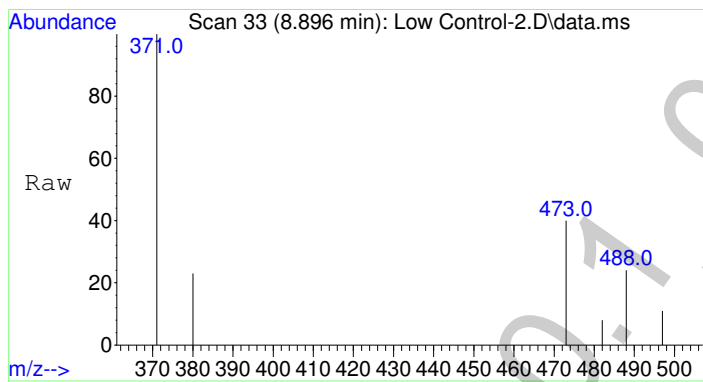
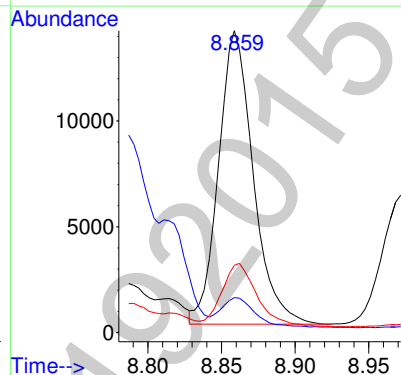
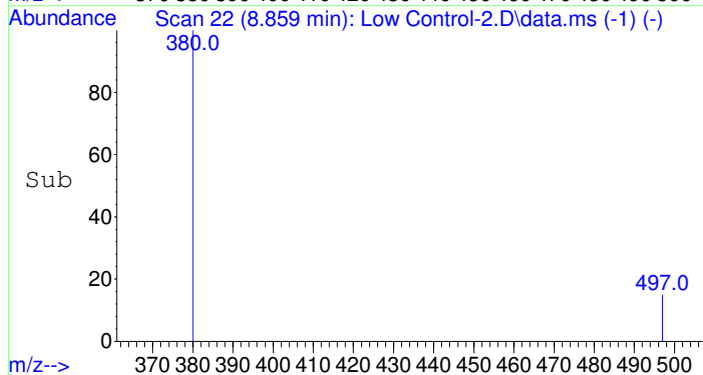


2



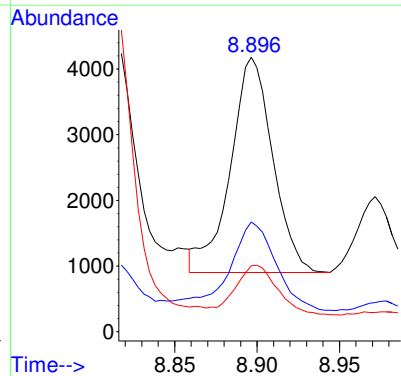
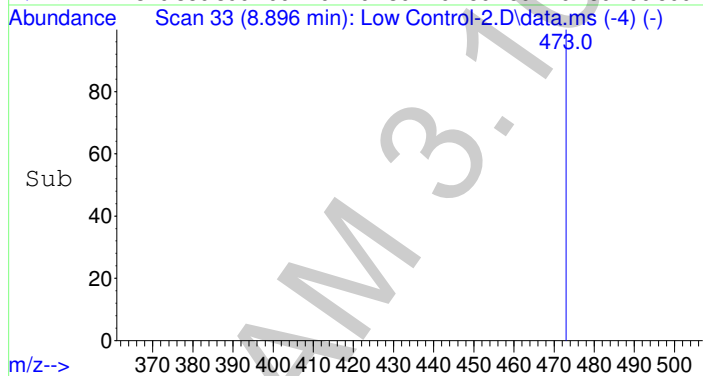
#1  
 Carboxy-THC-D9-TMS  
 Concen: 25.00 ng/mL  
 RT: 8.859 min Scan# 22  
 Delta R.T. -0.000 min  
 Lab File: Low Control-2.D  
 Acq: 20 Mar 2015 1:40

Tgt Ion	Ratio	Resp	Lower	Upper
380	100	22766		
482	10.4	7.3	10.9	
497	22.1	17.4	26.0	



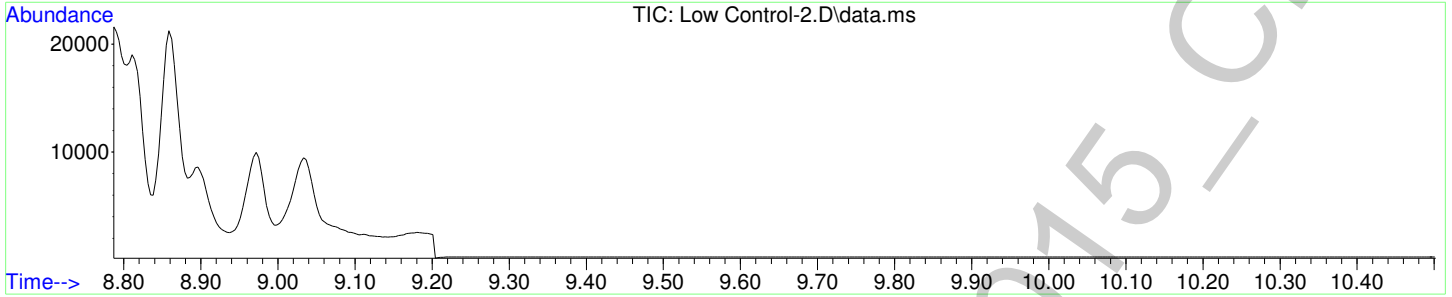
#2  
 Carboxy-THC-TMS  
 Concen: 8.11 ng/mL  
 RT: 8.896 min Scan# 33  
 Delta R.T. 0.000 min  
 Lab File: Low Control-2.D  
 Acq: 20 Mar 2015 1:40

Tgt Ion	Ratio	Resp	Lower	Upper
371	100	5849		
473	46.9	32.2	48.2	
488	23.4	18.7	28.1	



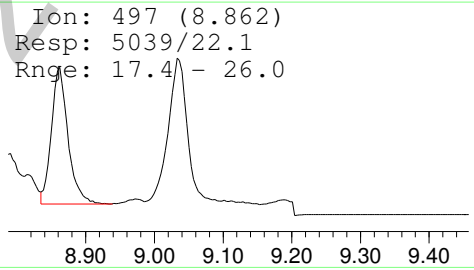
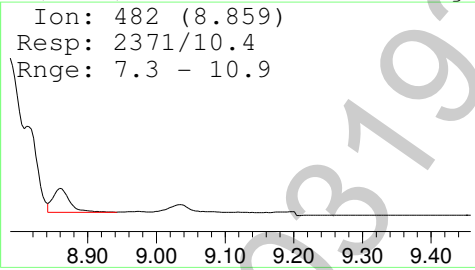
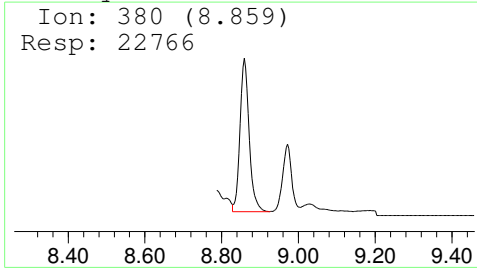
2

Data Path : F:\Data\031915MJ\  
Data File : Low Control-2.D  
Acq On : 20 Mar 2015 1:40  
Operator : Pocatello Laboratory  
Sample : Low Control: 6 ng/mL  
Misc : Analytical Method 3.10.1  
ALS Vial : 16 Sample Multiplier: 1



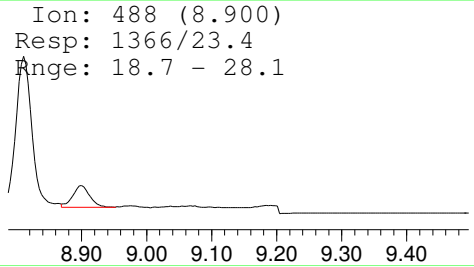
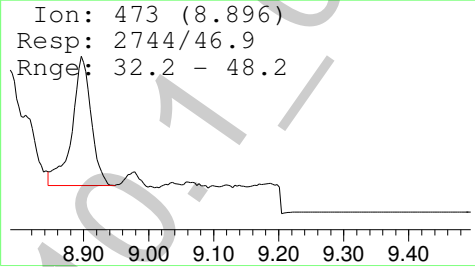
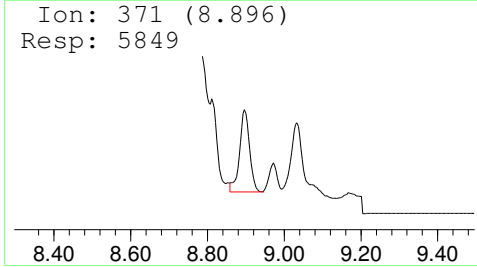
Carboxy-THC-D9-TMS

(ISTD) Amount: 25.00 ng/mL



Carboxy-THC-TMS

Amount: 8.11 ng/mL



2

Data Path : F:\Data\031915MJ\  
 Data File : High Control-1.D  
 Acq On : 20 Mar 2015 2:54  
 Operator : Pocatello Laboratory  
 Sample : High Control: 60 ng/mL  
 Misc :  
 ALS Vial : 19 Sample Multiplier: 1

Quant Time: Mar 20 13:42:23 2015  
 Quant Method : F:\Methods\CANN12282010.M  
 Quant Title : AM 3.10.1: Blood Carboxy-THC  
 QLast Update : Fri Mar 20 13:34:32 2015  
 Response via : Initial Calibration

Compound	R.T.	QIon	Response	Conc	Units	Dev(Min)
Internal Standards						
1) Carboxy-THC-D9-TMS	8.859	380	24850	25.00	ng/mL	0.00
Target Compounds						
2) Carboxy-THC-TMS	8.896	371	64604	63.26	ng/mL	Qvalue 97


(#) = qualifier out of range (m) = manual integration (+) = signals summed

POC\_AM 3.10.1\_03192015\_CDS

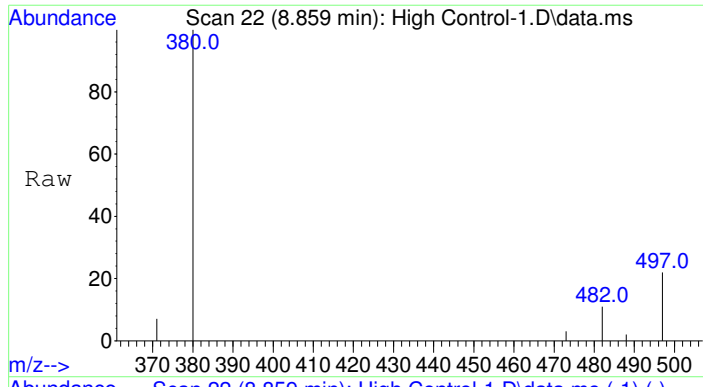
g

Data Path : F:\Data\031915MJ\  
Data File : High Control-1.D  
Acq On : 20 Mar 2015 2:54  
Operator : Pocatello Laboratory  
Sample : High Control: 60 ng/mL  
Misc :  
ALS Vial : 19 Sample Multiplier: 1

Quant Time: Mar 20 13:42:23 2015  
Quant Method : F:\Methods\CANN12282010.M  
Quant Title : AM 3.10.1: Blood Carboxy-THC  
QLast Update : Fri Mar 20 13:34:32 2015  
Response via : Initial Calibration

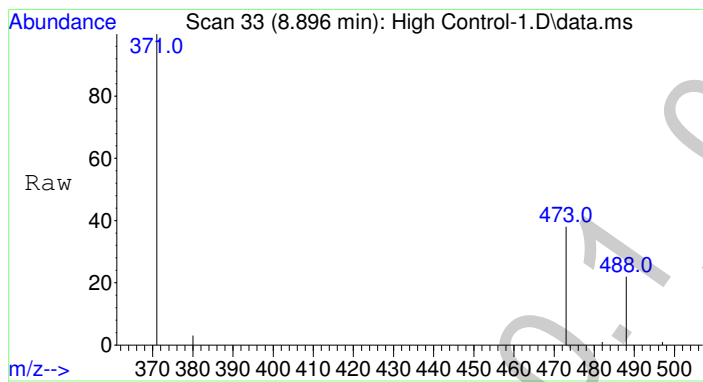
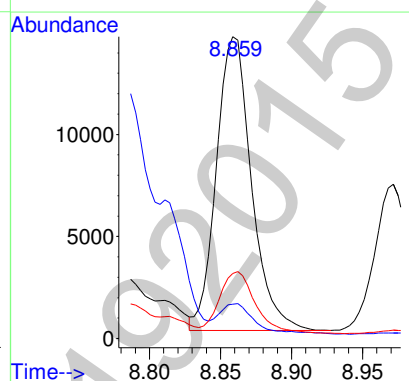
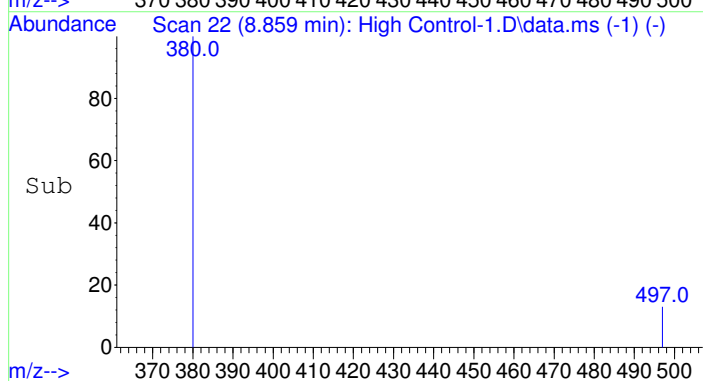


2



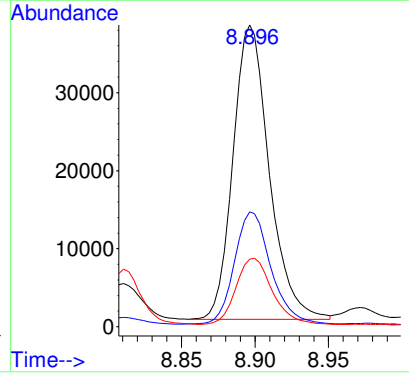
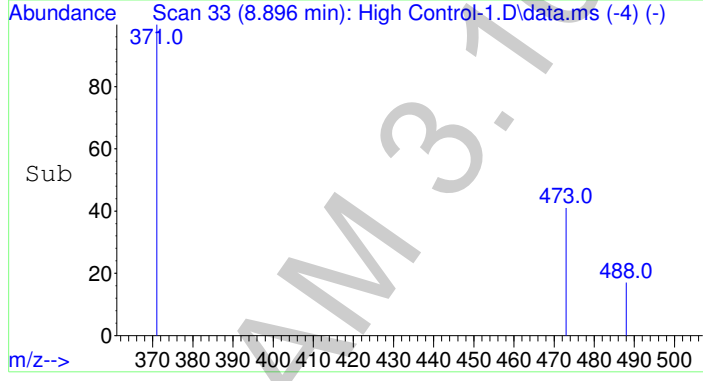
#1  
 Carboxy-THC-D9-TMS  
 Concen: 25.00 ng/mL  
 RT: 8.859 min Scan# 22  
 Delta R.T. -0.000 min  
 Lab File: High Control-1.D  
 Acq: 20 Mar 2015 2:54

Tgt Ion	Ratio	Resp	Lower	Upper
380	100	24850		
482	10.8	7.3	10.9	
497	21.7	17.4	26.0	



#2  
 Carboxy-THC-TMS  
 Concen: 63.26 ng/mL  
 RT: 8.896 min Scan# 33  
 Delta R.T. 0.000 min  
 Lab File: High Control-1.D  
 Acq: 20 Mar 2015 2:54

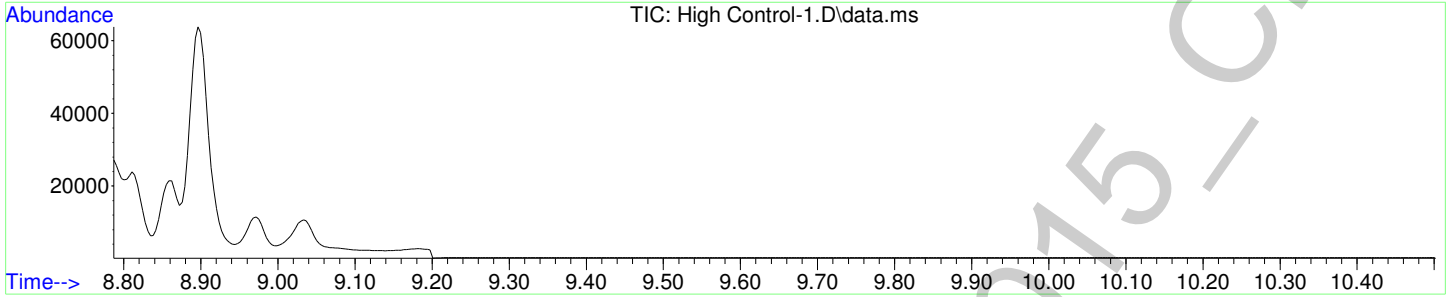
Tgt Ion	Ratio	Resp	Lower	Upper
371	100	64604		
473	38.2	32.2	48.2	
488	22.5	18.7	28.1	





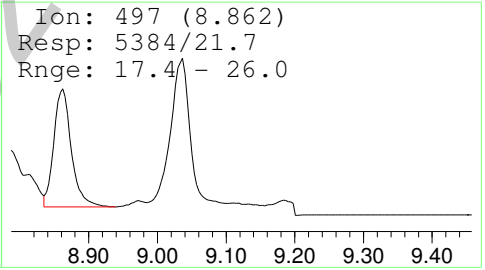
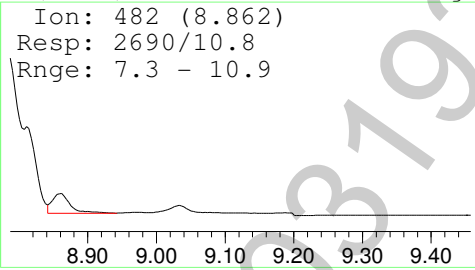
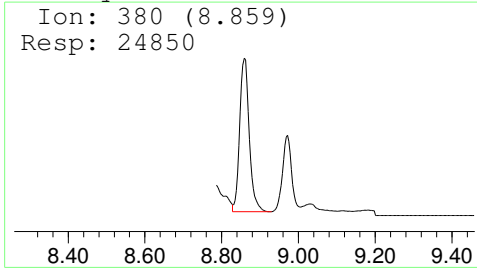
2

Data Path : F:\Data\031915MJ\  
 Data File : High Control-1.D  
 Acq On : 20 Mar 2015 2:54  
 Operator : Pocatello Laboratory  
 Sample : High Control: 60 ng/mL  
 Misc :  
 ALS Vial : 19 Sample Multiplier: 1



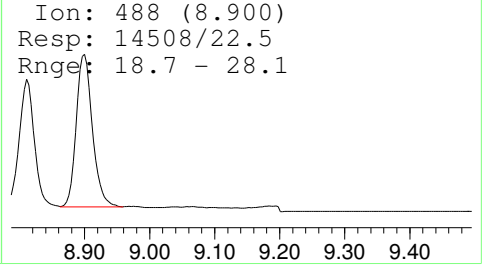
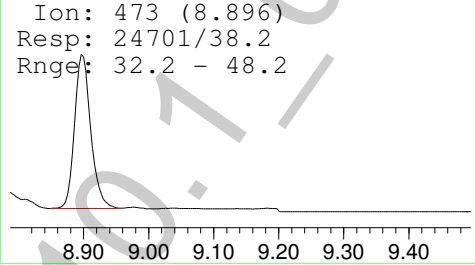
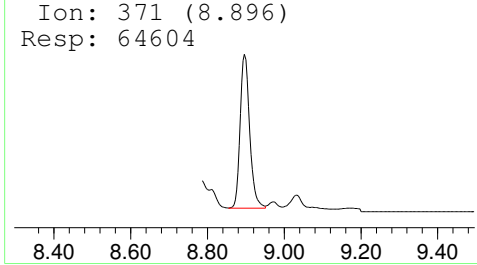
Carboxy-THC-D9-TMS

(ISTD) Amount: 25.00 ng/mL



Carboxy-THC-TMS

Amount: 63.26 ng/mL



Data Path : F:\Data\031915MJ\  
 Data File : High Control-2.D  
 Acq On : 20 Mar 2015 4:39  
 Operator : Pocatello Laboratory  
 Sample : High Control: 60 ng/mL  
 Misc : Analytical Method 3.10.1  
 ALS Vial : 23 Sample Multiplier: 1

Quant Time: Mar 20 11:00:53 2015  
 Quant Method : F:\Methods\CANN12282010.M  
 Quant Title : AM 3.10.1: Blood Carboxy-THC  
 QLast Update : Fri Mar 20 10:59:43 2015  
 Response via : Initial Calibration

Compound	R.T.	QIon	Response	Conc	Units	Dev(Min)
Internal Standards						
1) Carboxy-THC-D9-TMS	8.858	380	20826	25.00	ng/mL	0.00
Target Compounds						
2) Carboxy-THC-TMS	8.896	371	70100	81.30	ng/mL	Qvalue ** 99

(#) = qualifier out of range (m) = manual integration (+) = signals summed


\*\*Quantity exceeds 20% expected range- does not affect qualitative results.

POC\_AM 3.10.1\_03192015\_CDS

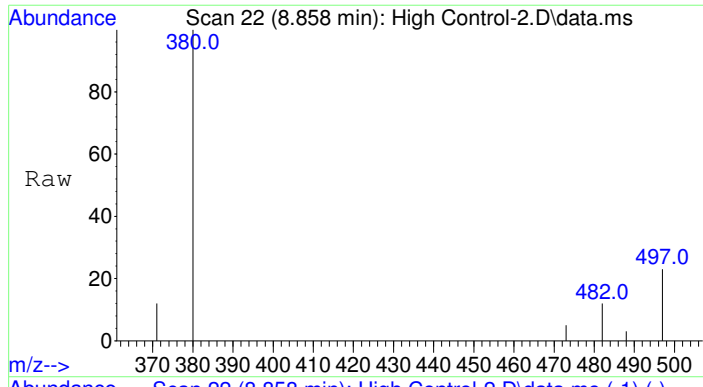
2

Data Path : F:\Data\031915MJ\  
Data File : High Control-2.D  
Acq On : 20 Mar 2015 4:39  
Operator : Pocatello Laboratory  
Sample : High Control: 60 ng/mL  
Misc : Analytical Method 3.10.1  
ALS Vial : 23 Sample Multiplier: 1

Quant Time: Mar 20 11:00:53 2015  
Quant Method : F:\Methods\CANN12282010.M  
Quant Title : AM 3.10.1: Blood Carboxy-THC  
QLast Update : Fri Mar 20 10:59:43 2015  
Response via : Initial Calibration

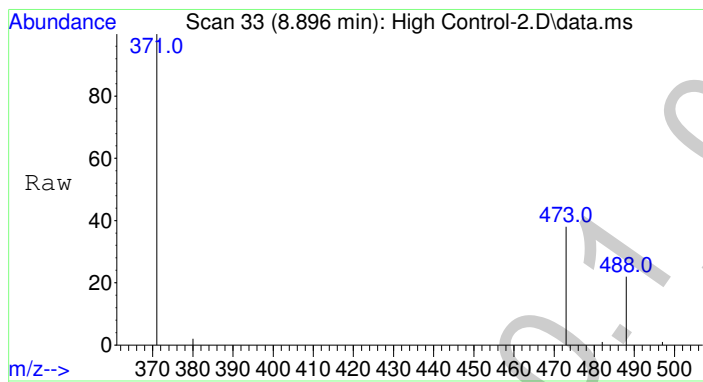
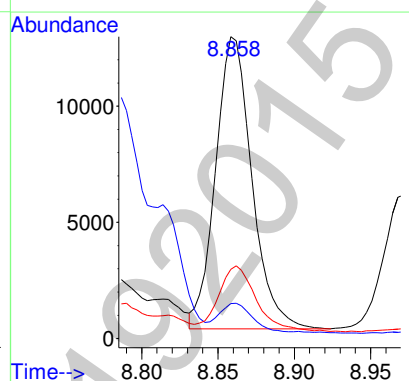
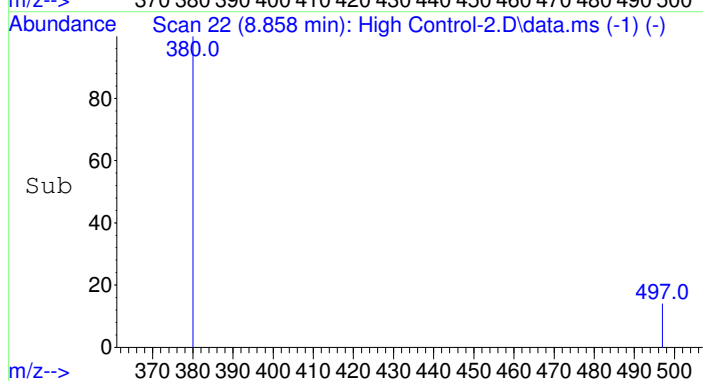


2



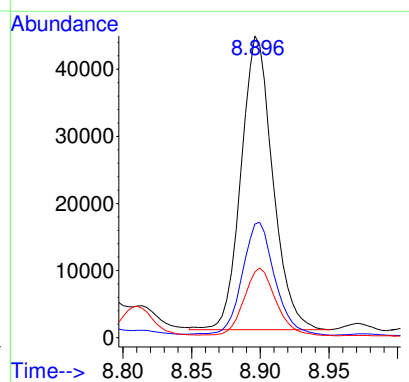
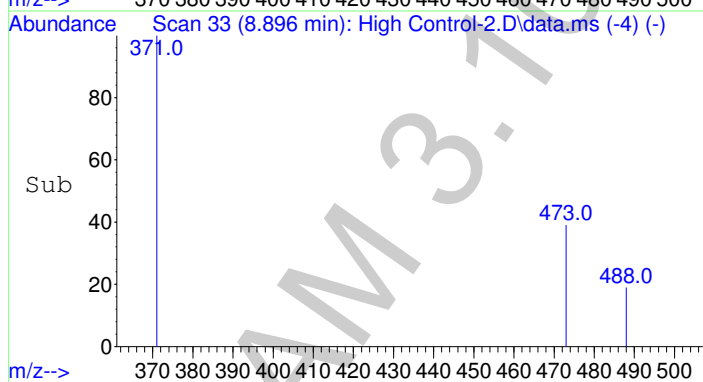
#1  
Carboxy-THC-D9-TMS  
Concen: 25.00 ng/mL  
RT: 8.858 min Scan# 22  
Delta R.T. -0.001 min  
Lab File: High Control-2.D  
Acq: 20 Mar 2015 4:39

Tgt Ion	Ratio	Resp	Lower	Upper
380	100	20826		
482	10.3	7.3	10.9	
497	23.6	17.4	26.0	



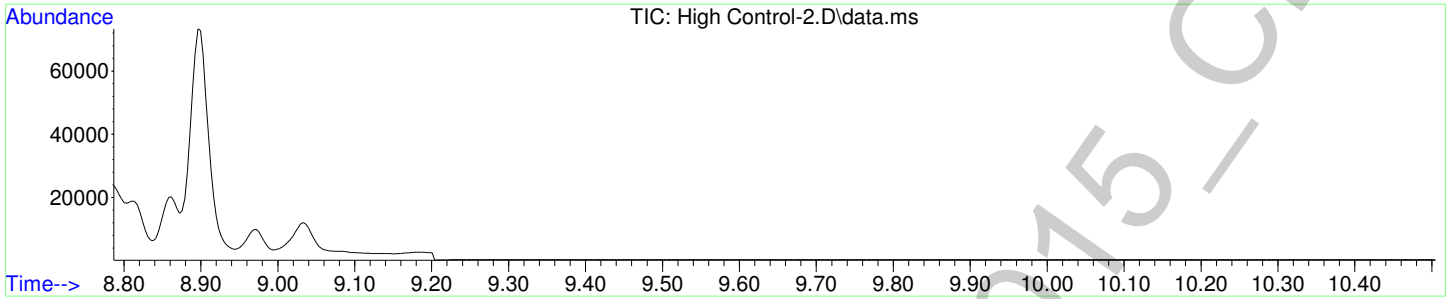
#2  
Carboxy-THC-TMS  
Concen: 81.30 ng/mL  
RT: 8.896 min Scan# 33  
Delta R.T. 0.000 min  
Lab File: High Control-2.D  
Acq: 20 Mar 2015 4:39

Tgt Ion	Ratio	Resp	Lower	Upper
371	100	70100		
473	39.5	32.2	48.2	
488	23.1	18.7	28.1	



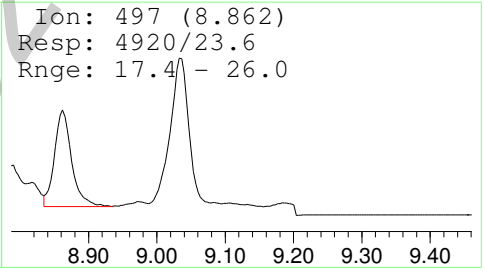
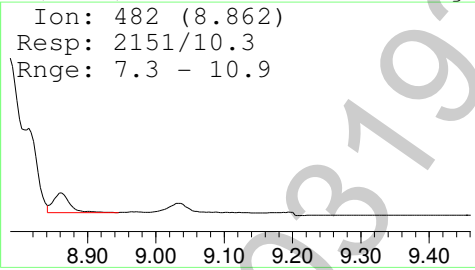
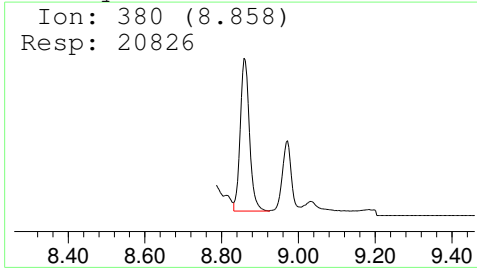
2

Data Path : F:\Data\031915MJ\  
Data File : High Control-2.D  
Acq On : 20 Mar 2015 4:39  
Operator : Pocatello Laboratory  
Sample : High Control: 60 ng/mL  
Misc : Analytical Method 3.10.1  
ALS Vial : 23 Sample Multiplier: 1



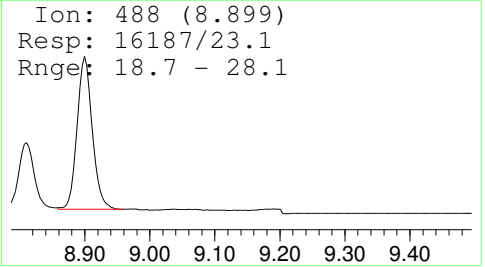
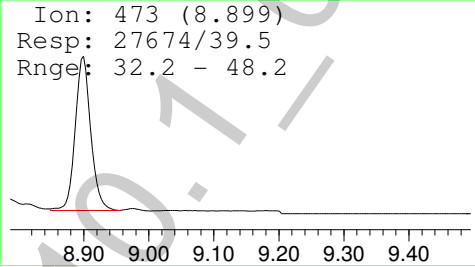
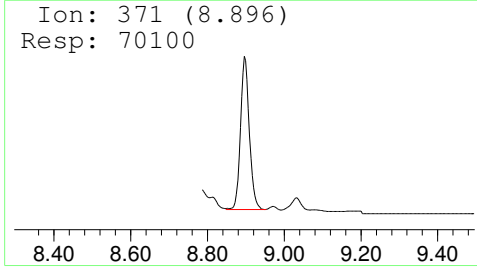
Carboxy-THC-D9-TMS

(ISTD) Amount: 25.00 ng/mL



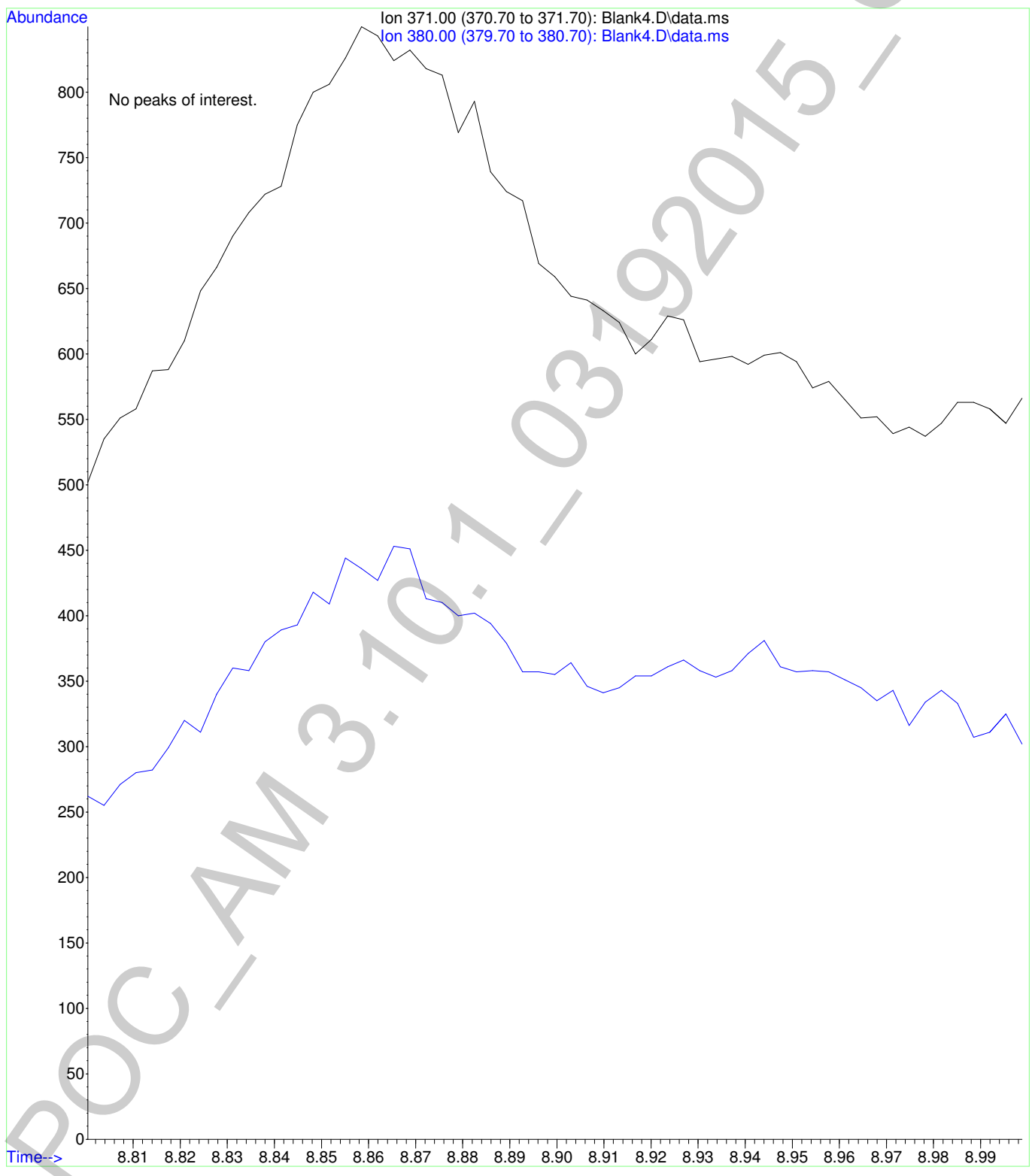
Carboxy-THC-TMS

Amount: 81.30 ng/mL



2

File :F:\Data\031915CANN\Blank4.D  
Operator : Pocatello Laboratory  
Acquired : 19 Mar 2015 23:25 using AcqMethod CANN-11-10-2010.M  
Instrument : Bones  
Sample Name: Blank  
Misc Info : CHCl3  
Vial Number: 94



2

File :F:\Data\031915CANN\Blank5.D  
Operator : Pocatello Laboratory  
Acquired : 20 Mar 2015 5:24 using AcqMethod CANN-11-10-2010.M  
Instrument : Bones  
Sample Name: Blank  
Misc Info : CHCl3  
Vial Number: 83

